



TECHNICAL GUIDE

**LX SERIES
SPLIT SYSTEM
AIR CONDITIONERS
14 SEER – R-410A – 1 PHASE
1.5 THRU 5 NOMINAL TONS
MODELS: YFE18 THRU 60**



Due to continuous product improvement, specifications are subject to change without notice.

Visit us on the web at

www.upgnet.com and www.york.com

Additional rating information can be found at

www.ahridirectory.org

WARRANTY SUMMARY*

Standard 5-Years limited parts warranty.

Standard 10-Years limited compressor warranty.

Extended 10-Years limited parts warranty when product is registered online within 90 days of purchase for replacement or closing for new home construction.

*Does not apply to R-22 models, 3-Phase models, or Internet sales.

See Limited Warranty certificate in User's Information Manual for details.

DESCRIPTION

The YFE models are a new offering in our successful LX Series split system air conditioner lineup. These units are optimized for the new 14 SEER Regional Minimum Efficiency in the South-east US, and feature a tube-in-fin condenser coil, scroll compressor, and copper filter-drier. These outdoor units have been specifically designed to be matched with Johnson Controls Unitary Products indoor coils, furnaces, and air handlers to provide a complete system solution.

FEATURES

- **Quality Coils** - Enhanced aluminum fins are mechanically bonded to copper tubing.
- **Scroll Compressor** - Featuring the newest generation of high efficiency scroll compressors.
- **Copper filter-drier** - The factory installed filter drier features copper construction for reliable long term protection.
- **Easier Installation** - Independent panels provide quick access for unit setup. Installation time is reduced by easy power and control wiring access. Select indoor matches with factory-mounted TXVs are available for quicker system installation. The factory installed filter-drier and factory charge for a 15-Ft lineset means less time spent brazing and charging the system. The small base dimension and reduced unit clearances make for easier retrofits.
- **Accessible Information** - QR code on unit provides quick access to technical documents and warranty information.
- **Durable Finish** - The coated steel wire fan guard, coated external fasteners, and pre-treated G90-equivalent galvanized steel chassis components resist corrosion and rust creep. Champagne colored powdercoat paint further protects external panels.
- **Rugged Coil Protection** - Coils are protected from mechanical damage by a proven stamped steel coil guard design.
- **Protected Compressor** - Compressors are protected internally by a high pressure relief valve and a temperature sensor, and externally by the system high pressure switch. The liquid line filter-drier is factory installed to protect the compressor against moisture and debris.
- **Reliable Operation** - Ball bearing fan motors provide superior performance in extreme temperatures.
- **Environmentally Friendly** - CFC-free R-410A refrigerant delivers environmentally friendly performance with zero ozone depletion.
- **Top Discharge** - Warm air is blown up, away from the structure and any landscaping and allows compact location on multi-unit applications.
- **Low Operating Sound Levels** - The sturdy cabinet and top design provides sound performance of 76 dBA or lower. Compatible accessories for further sound reduction are also available.
- **Better Service Access** - Diagonal base valves with open access for low-loss fittings, single panel access to the electrical controls, swing out control box for full corner access, and removable fan guard allow easy access for unit maintenance.
- **Agency Listed** - Safety certified by CSA to UL 1995 / CSA 22.2. Performance certified to ANSI/AHRI Standard 210/240 in accordance with the Unitary Small Equipment certification program.

LIST OF SECTIONS

DESCRIPTION 1
FEATURES 1
NOMENCLATURE 2
PHYSICAL AND ELECTRICAL DATA 3
DIMENSIONS 3
SYSTEM CHARGE FOR VARIOUS MATCHED SYSTEMS 4
COOLING CAPACITY - With Air Handler Coils 5
COOLING CAPACITY - Upflow, Downflow & Horizontal Furnaces and Coils (Coil Only Ratings) 9
COOLING CAPACITY - With High Efficiency Motor Furnaces .. 10
APPLICATIONS AND ACCESSORIES 38
SOUND POWER RATINGS 38
MECHANICAL SPECIFICATIONS 39
TYPICAL INSTALLATION 40
TYPICAL FIELD WIRING 41
ALTERNATIVE INSTALLATION CLEARANCES 41
PERFORMANCE DATA - 1.5 TON 42
PERFORMANCE DATA - 2 TON 45
PERFORMANCE DATA - 2.5 TON 49
PERFORMANCE DATA - 3 TON 53
PERFORMANCE DATA - 3.5 TON 57
PERFORMANCE DATA - 4 TON 61
PERFORMANCE DATA - 5 TON 65

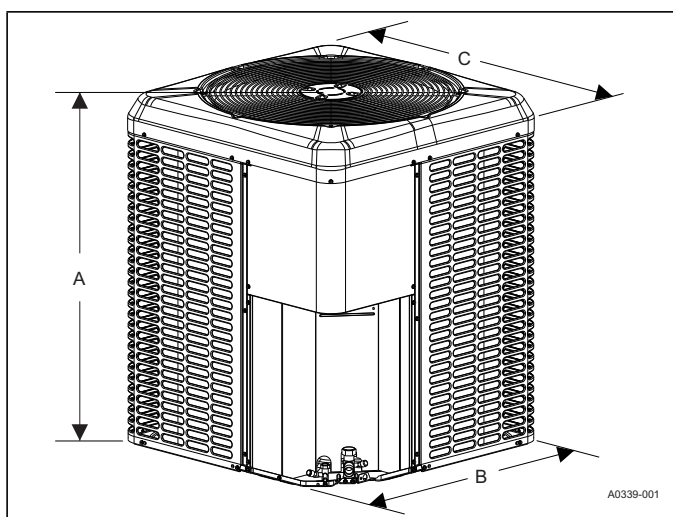
NOMENCLATURE

BRAND	Y	Y = York
PRODUCT TYPE	F	F = Fin & Tube Air Conditioner
NOMINAL SERIES EFFICIENCY AND STAGING	E	E = 14 SEER / 1-Stage (US Southeast Region)
NOMINAL UNIT CAPACITY (MBH)	36	18 = 1.5 Ton 42 = 3.5 Ton 24 = 2 Ton 48 = 4 Ton 30 = 2.5 Ton 60 = 5 Ton 36 = 3 Ton
REFRIGERANT	B	B = R-410A
VOLTAGE (Voltage-Phase-Hertz)	2	2 = 208/230-1-60
GENERATION (MAJOR REVISION)	1	1 = 1st Gen 2 = 2nd Gen etc
FACTORY OPTION	S	S = Standard (No Options)
STYLE LETTER (MINOR REVISION) NOT USED FOR ORDERING	A	A = Style A B = Style B etc

PHYSICAL AND ELECTRICAL DATA

MODEL		YFE18B21S	YFE24B21S	YFE30B21S	YFE36B21S	YFE42B21S	YFE48B21S	YFE60B21S
Unit Supply Voltage		208-230V, 1 ϕ , 60Hz						
Normal Voltage Range ¹		187 to 252						
Minimum Circuit Ampacity		11.8	13.6	18.1	20.5	22.1	25.7	31.7
Max. Overcurrent Device Amps ²		20	20	30	35	35	45	50
Min. Overcurrent Device Amps ³		15	15	20	25	25	30	35
Compressor Type		Scroll	Scroll	Scroll	Scroll	Scroll	Scroll	Scroll
Compressor Amps	Rated Load	9.0	10.2	13.4	15.4	16.6	19.5	24.3
	Locked Rotor	47.5	61.6	72.5	83.9	109.0	130.0	144.2
Crankcase Heater		No	No	No	No	No	No	No
Factory External Discharge Muffler		No	No	No	No	No	No	No
HS Kit Required with TXV ⁴		No	No	No	No	No	No	No
Fan Diameter Inches		18	22	24	24	24	24	26
Fan Motor	Rated HP	1/12	1/8	1/4	1/4	1/4	1/4	1/4
	Rated Load Amps	0.64	0.80	1.30	1.30	1.30	1.30	1.30
	Nominal RPM	1000	1075	850	850	850	850	850
	Nominal CFM	2125	2850	3775	3775	3550	3625	4025
Coil	Face Area Sq. Ft.	14.51	14.58	23.69	23.69	45.95	47.38	51.07
	Rows Deep	1	1	1	1	2	2	2
	Fins / Inch	22	22	22	22	18	18	18
Liquid Line Set OD (Field Installed)		3/8	3/8	3/8	3/8	3/8	3/8	3/8
Vapor Line Set OD (Field Installed) ⁵		3/4	3/4	3/4	3/4	7/8	7/8	1-1/8 [‡]
Unit Charge (Lbs. - Oz.) ⁶		4 - 15	4 - 15	8 - 4	7 - 5	12 - 10	11 - 5	13 - 2
Charge Per Foot, Oz.		0.62	0.62	0.62	0.62	0.67	0.67	0.75
Operating Weight Lbs.		120	131	176	176	230	235	256

1. Rated in accordance with AHRI Standard 110-2012, utilization range "A".
2. Dual element fuses or HACR circuit breaker. Maximum allowable overcurrent protection.
3. Dual element fuses or HACR circuit breaker. Minimum recommended overcurrent protection.
4. See Hard Start Kit Accessory Installation Manual for Hard Start Kit part number for each model.
5. For applications with non-standard vapor line sizes, see the "Applications & Accessories" section of this Technical Guide.
6. The Unit Charge is correct for the outdoor unit, smallest matched indoor unit, and 15 feet of refrigerant tubing. For tubing lengths other than 15 feet, add or subtract the amount of refrigerant, using the difference in actual lineset length (not equivalent length) multiplied by the per foot value.



DIMENSIONS

Unit Model	Dimensions (Inches)			Refrigerant Connection Service Valve Size	
	A	B	C	Liquid	Vapor
YFE18B21S	36-1/4	24	24	3/8	3/4
YFE24B21S	30	29-1/4	29-1/4		
YFE30B21S	39-1/2	35-1/4	31-3/4		
YFE36B21S	39-1/2	35-1/4	31-3/4		7/8
YFE42B21S	39-1/2	35-1/4	31-3/4		
YFE48B21S	39-1/2	35-1/4	31-3/4		7/8 [‡]
YFE60B21S	39-1/2	38	34-1/4		

[‡] Adapter fitting must be field installed for the required 1-1/8" line set.
 All dimensions are in inches and are subject to change without notice.
 Overall height is from bottom of base pan to top of fan guard.
 Overall length and width include screw heads.

SYSTEM CHARGE FOR VARIOUS MATCHED SYSTEMS

Outdoor Unit	YFE18B21S	YFE24B21S	YFE30B21S	YFE36B21S	YFE42B21S	YFE48B21S	YFE60B21S
Required TXV ^{1,2}	BA1 or BH1	BA1 or BH1	BB1	BC1 or BA1	BC1	BC1	BD1
Indoor Unit ^{3,4,5}	Additional Charge, oz						
AP18B	0	–	–	–	–	–	–
AP24B	3	0	–	–	–	–	–
AP30B	10	7	2	–	–	–	–
AP36B	10	7	2	0	–	–	–
AP36C	–	11	2	2	–	–	–
AP42C	–	11	2	2	0	–	–
AP48(C,D)	–	–	–	5	2	0	–
AP60(C,D)	–	–	–	–	9	2	0
AE18B	0	–	–	–	–	–	–
AE24B	3	0	–	–	–	–	–
AE30B	8	5	0	–	–	–	–
AE36(B,C)	10	7	2	0	–	–	–
AE42C	–	–	–	5	2	–	–
AE48(C,D)	–	–	–	5	2	0	–
AE60C	–	–	–	–	9	2	0
AE60D	–	–	–	–	29	22	20
AVC18B	0	–	–	–	–	–	–
AVC24B	3	0	–	–	–	–	–
AVC30B	8	5	0	–	–	–	–
AVC36(B,C)	10	7	2	0	–	–	–
AVC42C	–	–	–	5	2	–	–
AVC48(C,D)	–	–	–	5	2	0	–
AVC60C	–	–	–	–	9	2	0
AVC60D	–	–	–	–	29	22	20
CF/CM/CU18(A,B)	0	–	–	–	–	–	–
CF/CM/CU24(A,B)	3	0	–	–	–	–	–
CF/CM/CU30(A,B,C)	8	5	0	–	–	–	–
CF/CM/CU36(A,B,C,D)	10	7	2	0	–	–	–
CF/CM/CU42(B,C,D)	–	11	2	2	0	–	–
CF/CM/CU48(C,D)	–	–	–	5	2	0	–
CF/CM/CU60(C,D)	–	–	–	–	9	2	0
CF/CM64D	–	–	–	–	29	22	20

Some of the combinations shown in the above System Charge table require Advanced Main Air Circulating Fan indoor product. For approved coil only matches, please see the "COOLING CAPACITY - Upflow, Downflow & Horizontal Furnaces and Coils" table.

FOOTNOTES:

- For applications requiring a TXV, use S1-1TVM*** series kit.
- A TXV kit must be used with these indoor units to obtain system performance.
- Systems matched with furnaces or air handlers not equipped with blower-off delays may require 60 second time delay.
- CF coils cannot be used in horizontal applications.
- Charge adders shown above do not indicate that coils are rated for every application. Refer to Performance Data Tables for actual performance for specified system matches. Obtain certified system ratings from www.ahridirectory.org.

CHARGING PROCEDURES:

- Check the Factory Unit Charge listed on the unit nameplate to verify the refrigerant charge for the outdoor unit, the smallest matched indoor unit, and the 15 feet of interconnecting lineset.
- Verify the indoor metering device and additional charge required for the specific matched indoor unit in the system using the above table.
- Add additional charge for the amount of interconnecting lineset greater than 15 feet at the rate specified in the Physical and Electrical Table.
- For installations requiring additional charge, weigh in refrigerant for the specific matching indoor unit and actual lineset length.
- Once the charge adders for matched indoor unit and for lineset have been weighed in, verify the system operation against the temperatures and pressures in the Charging Chart for the outdoor unit. Locate Charging Charts on the outdoor unit and also in the Service Data Application Guide on www.simplygettingthejobdone.com. Follow the Subcool or the Superheat charging procedure in the Installation Manual according to the type of indoor metering device in the system, and allow ten minutes after each charge adjustment for the system operation to stabilize. Record the charge adjustment made to match the Charging Chart.
- Permanently stamp the unit data plate with the TOTAL SYSTEM CHARGE defined as follows: TOTAL SYSTEM CHARGE = Base Charge (as shipped) + charge adder for matched indoor unit + charge adder for actual lineset length + charge adjustments to match the Charging Chart.

COOLING CAPACITY - With Air Handler Coils

UNIT MODEL	AIR HANDLER		COIL MODEL ¹	COOLING				
	MODEL	WIDTH		RATED CFM	NET MBH		SEER	EER
					TOTAL	SENS.		
YFE18B21S	AE18BX21	17.5	–	600	18.0	13.7	16.25	13.25
YFE18B21S	AE24BX21	17.5	–	600	18.0	13.6	16.25	13.25
YFE18B21S	AE30BX21	17.5	–	600	18.0	13.8	16.25	13.25
YFE18B21S	AE36BX21	17.5	–	600	18.0	13.4	15.50	12.75
YFE18B21S	AE36CX21	21.0	–	600	18.0	13.4	16.00	13.00
YFE18B21S	AP18BX21	17.5	–	600	18.0	13.6	15.00	12.50
YFE18B21S	AP24BX21	17.5	–	600	18.0	13.5	14.50	12.25
YFE18B21S	AP30BX21	17.5	–	600	18.0	13.4	14.75	12.25
YFE18B21S	AVC18BX21	17.5	–	600	18.0	13.7	16.25	13.25
YFE18B21S	AVC24BX21	17.5	–	600	18.0	13.6	16.25	13.25
YFE18B21S	AVC30BX21	17.5	–	600	18.0	13.7	16.25	13.25
YFE18B21S	ME08BN21	17.5	CF/CM18B	600	18.0	13.7	16.25	13.25
YFE18B21S	ME08BN21	17.5	CF/CM24B	600	18.0	13.6	16.25	13.25
YFE18B21S	ME08BN21	17.5	CF/CM30B	600	18.0	13.7	16.25	13.25
YFE18B21S	ME08BN21	17.5	CF/CM36B	600	18.0	13.5	16.25	13.25
YFE18B21S	ME12BN21	17.5	CF/CM18B	600	18.0	13.6	15.25	12.50
YFE18B21S	ME12BN21	17.5	CF/CM24B	625	18.0	13.8	15.50	12.75
YFE18B21S	ME12BN21	17.5	CF/CM30B	625	18.0	13.8	15.75	12.75
YFE18B21S	ME12BN21	17.5	CF/CM36B	650	18.0	13.9	15.75	13.00
YFE18B21S	MVC08BN21	17.5	CF/CM18B	550	18.0	13.2	16.25	13.25
YFE18B21S	MVC08BN21	17.5	CF/CM24B	575	18.0	13.4	16.25	13.25
YFE18B21S	MVC08BN21	17.5	CF/CM30B	600	18.0	13.7	16.25	13.25
YFE18B21S	MVC12BN21	17.5	CF/CM36B	675	18.0	14.0	16.25	13.25
YFE24B21S	AE24BX21	17.5	–	800	24.0	18.2	15.75	13.00
YFE24B21S	AE30BX21	17.5	–	800	24.0	18.2	16.00	13.25
YFE24B21S	AE36BX21	17.5	–	800	24.0	18.2	16.25	13.25
YFE24B21S	AE36CX21	21.0	–	800	24.0	18.2	16.25	13.25
YFE24B21S	AP24BX21	17.5	–	800	24.0	18.0	14.00	12.00
YFE24B21S	AP30BX21	17.5	–	800	24.0	17.8	14.75	12.50
YFE24B21S	AP36BX21	17.5	–	900	24.0	19.0	14.25	12.25
YFE24B21S	AP36CX21	21.0	–	850	24.0	18.4	14.25	12.25
YFE24B21S	AVC24BX21	17.5	–	750	24.0	17.8	15.50	12.75
YFE24B21S	AVC30BX21	17.5	–	775	24.0	18.0	16.25	13.25
YFE24B21S	AVC36BX21	17.5	–	800	24.0	18.0	16.25	13.25
YFE24B21S	AVC36CX21	21.0	–	800	24.0	18.0	16.25	13.25
YFE24B21S	ME08BN21	17.5	CF/CM24B	800	24.0	18.2	15.75	13.00
YFE24B21S	ME08BN21	17.5	CF/CM30B	800	24.0	18.2	16.25	13.25
YFE24B21S	ME08BN21	17.5	CF/CM36B	800	24.0	18.0	16.25	13.25
YFE24B21S	ME08BN21	17.5	CF42B	800	24.0	18.0	15.75	13.00
YFE24B21S	ME12BN21	17.5	CF/CM24B	800	24.0	18.2	15.75	13.00
YFE24B21S	ME12BN21	17.5	CF/CM30B	800	24.0	18.0	16.00	13.25
YFE24B21S	ME12BN21	17.5	CF/CM36B	800	24.0	18.0	16.00	13.25
YFE24B21S	ME12BN21	17.5	CF42B	800	24.0	18.0	16.25	13.25
YFE24B21S	ME14DN21	24.5	CF/CM30D	800	24.0	18.0	15.50	12.75
YFE24B21S	ME14DN21	24.5	CF/CM36D	800	24.0	18.0	15.50	12.75
YFE24B21S	ME14DN21	24.5	CF/CM42D	800	24.0	18.0	15.75	13.00
YFE24B21S	ME16CN21	21.0	CF/CM24C	875	24.0	18.8	14.50	12.25
YFE24B21S	MVC08BN21	17.5	CF/CM24B	800	24.0	18.2	15.75	13.00
YFE24B21S	MVC08BN21	17.5	CF/CM30B	700	24.0	17.6	16.00	13.25
YFE24B21S	MVC08BN21	17.5	CF/CM36B	775	24.0	17.8	16.25	13.25
YFE24B21S	MVC08BN21	17.5	CF42B	800	24.0	18.0	16.25	13.25
YFE24B21S	MVC12BN21	17.5	CF/CM24B	800	24.0	18.0	15.75	13.00
YFE24B21S	MVC12BN21	17.5	CF/CM30B	850	24.0	18.8	16.00	13.25

COOLING CAPACITY - With Air Handler Coils (Continued)

UNIT MODEL	AIR HANDLER		COIL MODEL ¹	COOLING				
	MODEL	WIDTH		RATED CFM	NET MBH		SEER	EER
					TOTAL	SENS.		
YFE24B21S	MVC12BN21	17.5	CF/CM36B	775	24.0	17.8	16.00	13.25
YFE24B21S	MVC12BN21	17.5	CF42B	800	24.0	18.0	16.25	13.25
YFE24B21S	MVC14DN21	24.5	CF/CM30D	800	24.0	18.0	16.25	13.25
YFE24B21S	MVC14DN21	24.5	CF/CM36D	850	24.0	18.4	16.25	13.25
YFE24B21S	MVC14DN21	24.5	CF/CM42D	825	24.0	18.4	16.25	13.25
YFE24B21S	MVC16CN21	21.0	CF/CM42C	900	24.0	19.0	16.25	13.25
YFE30B21S	AE30BX21	17.5	–	1000	29.8	21.6	15.25	12.50
YFE30B21S	AE36BX21	17.5	–	975	30.0	21.8	15.50	12.75
YFE30B21S	AE36CX21	21.0	–	1000	30.0	21.6	16.00	13.00
YFE30B21S	AP30BX21	17.5	–	1000	29.6	21.2	14.25	11.75
YFE30B21S	AP36BX21	17.5	–	1000	29.6	21.2	14.00	11.75
YFE30B21S	AP36CX21	21.0	–	1000	29.6	21.6	14.25	11.75
YFE30B21S	AP42CX21	21.0	–	1100	29.8	22.6	14.00	11.75
YFE30B21S	AVC30BX21	17.5	–	975	29.8	21.4	15.25	12.50
YFE30B21S	AVC36BX21	17.5	–	975	30.0	22.0	15.75	12.75
YFE30B21S	AVC36CX21	21.0	–	975	30.0	22.0	16.25	13.25
YFE30B21S	ME08BN21	17.5	CF/CM30B	900	29.6	20.8	15.50	12.75
YFE30B21S	ME08BN21	17.5	CF/CM36B	900	29.6	20.6	15.75	12.75
YFE30B21S	ME08BN21	17.5	CF42B	875	29.6	20.6	15.75	12.75
YFE30B21S	ME12BN21	17.5	CF/CM30B	825	29.2	19.8	15.50	12.75
YFE30B21S	ME12BN21	17.5	CF/CM36B	1025	30.0	21.8	15.50	12.75
YFE30B21S	ME12BN21	17.5	CF42B	975	30.0	21.8	15.50	12.75
YFE30B21S	ME14DN21	24.5	CF/CM30D	1050	30.0	22.2	16.00	13.00
YFE30B21S	ME14DN21	24.5	CF/CM36D	1025	30.0	22.0	16.00	13.00
YFE30B21S	ME14DN21	24.5	CF/CM42D	1000	30.0	21.8	16.25	13.25
YFE30B21S	ME16CN21	21.0	CF/CM30C	1075	30.0	22.6	15.25	12.50
YFE30B21S	ME16CN21	21.0	CF/CM36C	1100	30.0	22.8	15.25	12.50
YFE30B21S	ME16CN21	21.0	CF/CM42C	1000	29.8	21.8	15.00	12.50
YFE30B21S	MVC08BN21	17.5	CF42B	825	29.4	20.0	15.50	12.75
YFE30B21S	MVC12BN21	17.5	CF/CM30B	850	29.2	19.8	15.25	12.50
YFE30B21S	MVC12BN21	17.5	CF/CM36B	1000	30.0	21.6	15.25	12.50
YFE30B21S	MVC12BN21	17.5	CF42B	975	30.0	21.8	15.50	12.75
YFE30B21S	MVC14DN21	24.5	CF/CM30D	925	30.0	21.0	16.00	13.00
YFE30B21S	MVC14DN21	24.5	CF/CM36D	975	30.0	21.4	16.00	13.00
YFE30B21S	MVC14DN21	24.5	CF/CM42D	1000	30.0	21.8	16.25	13.25
YFE30B21S	MVC16CN21	21.0	CF/CM30C	925	30.0	21.0	16.00	13.00
YFE30B21S	MVC16CN21	21.0	CF/CM36C	1025	30.0	22.0	16.00	13.00
YFE30B21S	MVC16CN21	21.0	CF/CM42C	900	30.0	21.0	16.00	13.00
YFE30B21S	MVC20DN21	24.5	CF/CM36D	1120	30.0	22.8	16.00	13.00
YFE30B21S	MVC20DN21	24.5	CF/CM42D	1100	30.0	22.8	15.75	12.75
YFE36B21S	AE36BX21	17.5	–	1000	35.6	24.0	15.00	12.50
YFE36B21S	AE36CX21	21.0	–	1225	36.0	26.0	15.25	12.50
YFE36B21S	AE42CX21	21.0	–	1200	36.0	25.8	15.25	12.50
YFE36B21S	AE48CX21	21.0	–	1250	36.0	26.4	15.50	12.75
YFE36B21S	AE48DX21	24.5	–	1225	36.0	26.0	15.50	12.75
YFE36B21S	AP36BX21	17.5	–	1000	35.0	23.4	14.00	11.75
YFE36B21S	AP36CX21	21.0	–	1225	36.0	25.8	14.00	11.75
YFE36B21S	AP42CX21	21.0	–	1225	36.0	26.0	14.00	11.75
YFE36B21S	AP48CX21	21.0	–	1200	36.0	25.6	14.00	11.75
YFE36B21S	AP48DX21	24.5	–	1325	36.0	26.6	14.00	11.75
YFE36B21S	AVC36BX21	17.5	–	1025	35.8	24.2	15.00	12.50
YFE36B21S	AVC36CX21	21.0	–	1125	36.0	25.6	15.50	12.75
YFE36B21S	AVC42CX21	21.0	–	1100	36.0	25.4	15.50	12.75

COOLING CAPACITY - With Air Handler Coils (Continued)

UNIT MODEL	AIR HANDLER		COIL MODEL ¹	COOLING				
	MODEL	WIDTH		RATED CFM	NET MBH		SEER	EER
					TOTAL	SENS.		
YFE36B21S	AVC48CX21	21.0	–	1075	36.0	24.8	15.50	12.75
YFE36B21S	AVC48DX21	24.5	–	1350	36.0	27.0	15.50	12.75
YFE36B21S	ME12BN21	17.5	CF/CM36B	1025	35.8	24.2	15.00	12.50
YFE36B21S	ME12BN21	17.5	CF42B	975	35.8	24.0	14.75	12.25
YFE36B21S	ME14DN21	24.5	CF/CM36D	1250	36.0	26.2	15.50	12.75
YFE36B21S	ME14DN21	24.5	CF/CM42D	1225	36.0	26.0	15.50	12.75
YFE36B21S	ME14DN21	24.5	CF/CM48D	1200	36.0	25.8	15.50	12.75
YFE36B21S	ME16CN21	21.0	CF/CM36C	1225	36.0	26.0	15.50	12.75
YFE36B21S	ME16CN21	21.0	CF/CM42C	1225	36.0	26.0	15.50	12.75
YFE36B21S	ME16CN21	21.0	CF/CM48C	1225	36.0	26.0	15.50	12.75
YFE36B21S	ME20DN21	24.5	CF/CM36D	1325	36.0	26.8	14.50	12.25
YFE36B21S	ME20DN21	24.5	CF/CM42D	1325	36.0	26.8	14.50	12.25
YFE36B21S	ME20DN21	24.5	CF/CM48D	1325	36.0	26.8	14.75	12.25
YFE36B21S	MVC08BN21	17.5	CF42B	975	35.8	24.0	14.75	12.25
YFE36B21S	MVC12BN21	17.5	CF/CM36B	1025	35.6	24.0	14.50	12.25
YFE36B21S	MVC12BN21	17.5	CF42B	975	35.8	24.0	14.75	12.25
YFE36B21S	MVC14DN21	24.5	CF/CM36D	975	35.6	23.6	15.25	12.50
YFE36B21S	MVC14DN21	24.5	CF/CM42D	1275	36.0	26.4	15.50	12.75
YFE36B21S	MVC14DN21	24.5	CF/CM48D	1150	36.0	25.4	15.75	12.75
YFE36B21S	MVC16CN21	21.0	CF/CM36C	1100	36.0	25.0	15.50	12.75
YFE36B21S	MVC16CN21	21.0	CF/CM42C	1250	36.0	26.2	15.25	12.50
YFE36B21S	MVC16CN21	21.0	CF/CM48C	1200	36.0	25.8	15.50	12.75
YFE36B21S	MVC20DN21	24.5	CF/CM36D	1120	36.0	25.2	15.50	12.75
YFE36B21S	MVC20DN21	24.5	CF/CM42D	1200	36.0	26.0	15.25	12.50
YFE36B21S	MVC20DN21	24.5	CF/CM48D	1200	36.0	25.8	15.50	12.75
YFE42B21S	AE42CX21	21.0	–	1375	41.0	31.0	14.75	12.50
YFE42B21S	AE48CX21	21.0	–	1225	41.0	29.0	15.25	12.75
YFE42B21S	AE48DX21	24.5	–	1225	41.0	29.0	15.50	12.75
YFE42B21S	AE60CX21	21.0	–	1425	41.5	32.0	15.00	12.50
YFE42B21S	AE60DX21	24.5	–	1400	42.0	31.0	15.50	12.75
YFE42B21S	AP42CX21	21.0	–	1225	40.0	28.0	14.00	12.25
YFE42B21S	AP48CX21	21.0	–	1300	40.5	29.0	14.00	12.25
YFE42B21S	AP48DX21	24.5	–	1350	41.0	30.0	14.00	12.25
YFE42B21S	AP60CX21	21.0	–	1350	40.5	29.5	14.00	12.20
YFE42B21S	AVC42CX21	21.0	–	1275	41.0	29.5	15.00	12.50
YFE42B21S	AVC48CX21	21.0	–	1225	41.0	29.0	15.25	12.75
YFE42B21S	AVC48DX21	24.5	–	1300	41.5	30.0	15.50	12.75
YFE42B21S	AVC60CX21	21.0	–	1275	41.0	30.0	15.25	12.75
YFE42B21S	AVC60DX21	24.5	–	1200	41.5	29.0	15.25	12.75
YFE42B21S	ME14DN21	24.5	CF/CM42D	1400	41.5	31.0	15.25	12.75
YFE42B21S	ME14DN21	24.5	CF/CM48D	1400	41.5	31.0	15.25	12.75
YFE42B21S	ME14DN21	24.5	CF/CM60D	1225	41.0	29.5	15.75	13.00
YFE42B21S	ME14DN21	24.5	CF/CM64D	1375	42.0	31.0	15.50	12.75
YFE42B21S	ME16CN21	21.0	CF/CM42C	1400	41.5	31.0	15.00	12.50
YFE42B21S	ME16CN21	21.0	CF/CM48C	1225	41.0	29.0	15.50	12.75
YFE42B21S	ME16CN21	21.0	CF/CM60C	1225	41.0	29.5	15.75	13.00
YFE42B21S	ME20DN21	24.5	CF/CM42D	1450	41.5	31.5	15.25	12.75
YFE42B21S	ME20DN21	24.5	CF/CM48D	1475	42.0	32.0	15.50	12.75
YFE42B21S	ME20DN21	24.5	CF/CM60D	1425	42.0	31.5	15.25	12.75
YFE42B21S	ME20DN21	24.5	CF/CM64D	1400	42.0	31.5	15.50	12.75
YFE42B21S	MVC12BN21	17.5	CF42B	1175	40.0	27.5	14.50	12.25
YFE42B21S	MVC14DN21	24.5	CF/CM42D	1375	41.0	31.0	15.25	12.75
YFE42B21S	MVC14DN21	24.5	CF/CM48D	1325	41.5	30.0	15.50	12.75
YFE42B21S	MVC14DN21	24.5	CF/CM60D	1225	41.0	29.5	15.50	12.75

COOLING CAPACITY - With Air Handler Coils (Continued)

UNIT MODEL	AIR HANDLER		COIL MODEL ¹	COOLING				
	MODEL	WIDTH		RATED CFM	NET MBH		SEER	EER
					TOTAL	SENS.		
YFE42B21S	MVC14DN21	24.5	CF/CM64D	1325	41.5	30.5	15.75	13.00
YFE42B21S	MVC16CN21	21.0	CF/CM42C	1250	41.0	29.0	15.50	12.75
YFE42B21S	MVC16CN21	21.0	CF/CM48C	1275	41.0	29.5	15.25	12.75
YFE42B21S	MVC20DN21	24.5	CF/CM42D	1225	40.5	29.0	15.00	12.50
YFE42B21S	MVC20DN21	24.5	CF/CM48D	1300	41.5	30.0	15.25	12.75
YFE42B21S	MVC20DN21	24.5	CF/CM60D	1250	41.5	29.5	16.00	13.25
YFE42B21S	MVC20DN21	24.5	CF/CM64D	1250	42.0	29.5	15.50	12.75
YFE48B21S	AE48CX21	21.0	—	1425	47.5	34.5	15.25	12.50
YFE48B21S	AE48DX21	24.5	—	1425	47.5	35.0	15.50	12.75
YFE48B21S	AE60CX21	21.0	—	1425	48.0	35.5	15.50	12.75
YFE48B21S	AE60DX21	24.5	—	1400	48.0	35.0	15.75	13.00
YFE48B21S	AP48CX21	21.0	—	1300	46.0	32.5	14.00	11.75
YFE48B21S	AP48DX21	24.5	—	1600	47.0	34.0	14.00	11.75
YFE48B21S	AP60CX21	21.0	—	1600	48.0	36.5	14.00	11.75
YFE48B21S	AP60DX21	24.5	—	1600	48.0	36.5	14.00	11.75
YFE48B21S	AVC48CX21	21.0	—	1350	48.0	34.0	14.75	12.50
YFE48B21S	AVC48DX21	24.5	—	1350	48.0	34.0	15.00	12.50
YFE48B21S	AVC60CX21	21.0	—	1350	47.5	34.5	15.25	12.50
YFE48B21S	AVC60DX21	24.5	—	1475	48.0	35.5	15.50	12.75
YFE48B21S	ME14DN21	24.5	CF/CM60D	1425	48.0	35.5	15.50	12.75
YFE48B21S	ME14DN21	24.5	CF/CM64D	1375	48.0	35.0	15.75	12.75
YFE48B21S	ME16CN21	21.0	CF/CM48C	1475	48.0	35.5	15.00	12.50
YFE48B21S	ME16CN21	21.0	CF/CM60C	1450	48.0	35.5	15.50	12.75
YFE48B21S	ME20DN21	24.5	CF/CM48D	1475	48.0	35.5	15.25	12.50
YFE48B21S	ME20DN21	24.5	CF/CM60D	1400	48.0	35.0	15.25	12.50
YFE48B21S	ME20DN21	24.5	CF/CM64D	1425	48.0	35.0	15.75	12.75
YFE48B21S	MVC14DN21	24.5	CF/CM48D	1325	47.0	33.0	15.00	12.50
YFE48B21S	MVC14DN21	24.5	CF/CM60D	1350	47.5	34.0	15.25	12.50
YFE48B21S	MVC14DN21	24.5	CF/CM64D	1325	48.0	34.0	15.75	12.75
YFE48B21S	MVC16CN21	21.0	CF/CM48C	1425	47.5	34.5	15.50	12.50
YFE48B21S	MVC16CN21	21.0	CF/CM60C	1650	48.0	37.5	16.25	13.25
YFE48B21S	MVC20DN21	24.5	CF/CM48D	1450	48.0	35.0	15.50	12.75
YFE48B21S	MVC20DN21	24.5	CF/CM60D	1475	48.0	35.5	15.75	12.75
YFE48B21S	MVC20DN21	24.5	CF/CM64D	1375	48.0	35.0	15.75	12.75
YFE60B21S	AE60CX21	21.0	—	1625	56.5	39.0	14.25	12.00
YFE60B21S	AE60DX21	24.5	—	1775	58.0	41.0	14.50	12.00
YFE60B21S	AVC60DX21	24.5	—	1650	57.5	40.0	14.25	12.25
YFE60B21S	ME16CN21	21.0	CF/CM60C	1625	56.5	39.0	14.75	12.25
YFE60B21S	ME20DN21	24.5	CF/CM60D	1650	56.5	39.0	14.75	12.25
YFE60B21S	ME20DN21	24.5	CF/CM64D	1625	58.0	39.5	14.75	12.25
YFE60B21S	MVC16CN21	21.0	CF/CM60C	1650	57.0	39.5	15.50	12.75
YFE60B21S	MVC20DN21	24.5	CF/CM60D	1700	56.5	39.0	14.50	12.00
YFE60B21S	MVC20DN21	24.5	CF/CM64D	1700	57.5	39.5	14.75	12.25

Rated in accordance with DOE test procedures (Federal Register 12-27-79 and 3-18-88) and ANSI/AHRI Standard 210/240.

Cooling MBH based on 80°F entering air temperature, 50% RH (Relative Humidity), and rated air flow.

EER (Energy Efficiency Ratio) is the total cooling output in BTUs at 95°F outdoor ambient divided by the total electric power in watt-hours at those conditions.

SEER (Seasonal Energy Efficiency Ratio) is the total cooling output in BTUs during a normal annual usage period for cooling divided by the total electric power input in watt-hours during the same period.

1. CM coils available with a factory installed horizontal drain pan. See price pages for specific model number.

— = Not applicable.

MP Modular Air Handlers use Coil Only Ratings.

COOLING CAPACITY - Upflow, Downflow & Horizontal Furnaces and Coils (Coil Only Ratings)

UNIT MODEL	COIL		CFM RANGE (MIN.-MAX.)	COOLING				
	MODEL	WIDTH		RATED CFM	NET MBH		SEER ¹	EER
					TOTAL	SENS.		
YFE18B21S	CF/CM/CU18A	14.5	450 - 750	600	17.8	13.3	14.00	12.20
YFE18B21S	CF/CM/CU18B	17.5	450 - 750	600	17.8	13.3	14.00	12.20
YFE18B21S	CF/CM/CU24A	14.5	450 - 750	600	18.0	13.5	14.00	12.20
YFE18B21S	CF/CM/CU24B	17.5	450 - 750	600	18.0	13.5	14.00	12.20
YFE18B21S	CF/CM/CU24C	21.0	450 - 750	600	18.0	13.5	14.00	12.20
YFE18B21S	CF/CM/CU30A	14.5	450 - 750	600	18.0	13.6	14.00	12.20
YFE18B21S	CF/CM/CU30B	17.5	450 - 750	600	18.0	13.6	14.00	12.20
YFE18B21S	CF/CM/CU30C	21.0	450 - 750	600	18.0	13.6	14.00	12.20
YFE18B21S	CF/CM/CU30D	24.5	450 - 750	600	18.0	13.6	14.00	12.20
YFE18B21S	CF/CM/CU36B	17.5	450 - 750	600	18.0	13.4	14.50	12.25
YFE18B21S	CF/CM/CU36C	21.0	450 - 750	600	18.0	13.4	14.50	12.25
YFE18B21S	CF/CM/CU36D	24.5	450 - 750	600	18.0	13.4	14.50	12.25
YFE18B21S	CF/CM36A	14.5	450 - 750	600	18.0	13.4	14.50	12.25
YFE24B21S	CF/CM/CU24A	14.5	600 - 1000	800	24.0	18.0	14.00	11.75
YFE24B21S	CF/CM/CU24B	17.5	600 - 1000	800	24.0	18.0	14.00	11.75
YFE24B21S	CF/CM/CU24C	21.0	600 - 1000	800	24.0	18.0	14.00	11.75
YFE24B21S	CF/CM/CU30A	14.5	600 - 1000	800	24.0	18.0	14.00	11.75
YFE24B21S	CF/CM/CU30B	17.5	600 - 1000	800	24.0	18.0	14.00	11.75
YFE24B21S	CF/CM/CU30C	21.0	600 - 1000	800	24.0	18.0	14.00	11.75
YFE24B21S	CF/CM/CU30D	24.5	600 - 1000	800	24.0	18.0	14.00	11.75
YFE24B21S	CF/CM/CU36B	17.5	600 - 1000	800	24.0	17.8	14.25	12.25
YFE24B21S	CF/CM/CU36C	21.0	600 - 1000	800	24.0	17.8	14.25	12.25
YFE24B21S	CF/CM/CU36D	24.5	600 - 1000	800	24.0	17.8	14.25	12.25
YFE24B21S	CF/CM/CU42C	21.0	600 - 1000	800	24.0	17.8	14.50	12.25
YFE24B21S	CF/CM/CU42D	24.5	600 - 1000	800	24.0	17.8	14.50	12.25
YFE24B21S	CF/CM36A	14.5	600 - 1000	800	24.0	17.8	14.25	12.25
YFE24B21S	CF42B	17.5	600 - 1000	800	24.0	17.8	14.50	12.25
YFE30B21S	CF/CM/CU30B	17.5	800 - 1200	1000	29.0	21.0	14.00	11.75
YFE30B21S	CF/CM/CU30C	21.0	800 - 1200	1000	29.0	21.0	14.00	11.75
YFE30B21S	CF/CM/CU30D	24.5	800 - 1200	1000	29.0	21.0	14.00	11.75
YFE30B21S	CF/CM/CU36B	17.5	800 - 1200	1000	29.4	21.2	14.00	11.75
YFE30B21S	CF/CM/CU36C	21.0	800 - 1200	1000	29.4	21.2	14.00	11.75
YFE30B21S	CF/CM/CU36D	24.5	800 - 1200	1000	29.4	21.2	14.00	11.75
YFE30B21S	CF/CM/CU42C	21.0	800 - 1200	1000	29.6	21.4	14.00	11.75
YFE30B21S	CF/CM/CU42D	24.5	800 - 1200	1000	29.6	21.4	14.00	11.75
YFE30B21S	CF42B	17.5	800 - 1200	1000	29.6	21.4	14.00	11.75
YFE36B21S	CF/CM/CU36B	17.5	1000 - 1400	1200	35.0	24.6	14.00	11.75
YFE36B21S	CF/CM/CU36C	21.0	1000 - 1400	1200	35.0	24.6	14.00	11.75
YFE36B21S	CF/CM/CU36D	24.5	1000 - 1400	1200	35.0	24.6	14.00	11.75
YFE36B21S	CF/CM/CU42C	21.0	1000 - 1400	1200	36.0	26.0	14.00	11.75
YFE36B21S	CF/CM/CU42D	24.5	1000 - 1400	1200	36.0	26.0	14.00	11.75
YFE36B21S	CF/CM/CU48C	21.0	1000 - 1400	1200	36.0	25.6	14.00	11.75
YFE36B21S	CF/CM/CU48D	24.5	1000 - 1400	1200	36.0	25.6	14.00	11.75
YFE36B21S	CF42B	17.5	1000 - 1400	1200	36.0	26.0	14.00	11.75
YFE42B21S	CF/CM/CU42C	21.0	1200 - 1600	1400	40.0	31.0	14.00	12.20
YFE42B21S	CF/CM/CU42D	24.5	1200 - 1600	1400	40.0	31.0	14.00	12.20
YFE42B21S	CF/CM/CU48C	21.0	1200 - 1600	1400	41.0	30.0	14.00	12.20
YFE42B21S	CF/CM/CU48D	24.5	1200 - 1600	1400	41.0	30.0	14.00	12.20
YFE42B21S	CF/CM/CU60C	21.0	1200 - 1600	1400	41.0	30.5	14.00	12.20

COOLING CAPACITY - Upflow, Downflow & Horizontal Furnaces and Coils (Coil Only Ratings) (Continued)

UNIT MODEL	COIL		CFM RANGE (MIN.-MAX.)	COOLING				
	MODEL	WIDTH		RATED CFM	NET MBH		SEER ¹	EER
					TOTAL	SENS.		
YFE42B21S	CF/CM/CU60D	24.5	1200 - 1600	1400	41.0	30.5	14.00	12.20
YFE42B21S	CF/CM64D	24.5	1200 - 1600	1400	41.5	31.0	14.25	12.25
YFE42B21S	CF42B	17.5	1200 - 1600	1225	38.5	27.0	14.00	12.20
YFE48B21S	CF/CM/CU48C	21.0	1400 - 1800	1600	46.5	33.5	14.00	11.75
YFE48B21S	CF/CM/CU48D	24.5	1400 - 1800	1600	46.5	33.5	14.00	11.75
YFE48B21S	CF/CM/CU60C	21.0	1400 - 1800	1600	48.0	36.5	14.00	11.75
YFE48B21S	CF/CM/CU60D	24.5	1400 - 1800	1600	48.0	36.5	14.00	11.75
YFE48B21S	CF/CM64D	24.5	1400 - 1800	1600	48.0	36.5	14.25	12.25
YFE60B21S	CF/CM/CU60C	21.0	1530 - 1930	1715	56.0	39.0	14.00	11.75
YFE60B21S	CF/CM/CU60D	24.5	1530 - 1930	1725	56.0	39.0	14.00	11.75
YFE60B21S	CF/CM64D	24.5	1530 - 1930	1725	57.5	40.5	14.00	11.75

For rated condition information, see the footnotes below the System Capacity - Single Piece and Modular Air Handlers table.

1. Requires a S1-2FD06700224 Blower Time Delay unless a standard furnace is equipped with one.

— = Not Applicable.

MP Modular Air Handlers use Coil Only Ratings.

PSC furnaces, such as the TG8S, TGLS, and TG9S, use Coil Only Ratings.

COOLING CAPACITY - With High Efficiency Motor Furnaces¹

UNIT MODEL	FURNACE		COIL MODEL ²	COOLING				
	MODEL	WIDTH		RATED CFM	NET MBH		SEER	EER
					TOTAL	SENS.		
YFE18B21S	TM8V060A12MP12C	14.5	CF/CM/CU18A	625	18.0	14.4	16.25	13.25
YFE18B21S	TM8V060A12MP12C	14.5	CF/CM/CU24A	625	18.0	14.3	16.25	13.25
YFE18B21S	TM8V060A12MP12C	14.5	CF/CM/CU30A	625	18.0	14.2	16.25	13.25
YFE18B21S	TM8V060A12MP12C	14.5	CF/CM36A	625	18.0	14.1	16.25	13.25
YFE18B21S	TM8V080B12MP12C	17.5	CF/CM/CU18B	625	18.0	14.4	16.25	13.25
YFE18B21S	TM8V080B12MP12C	17.5	CF/CM/CU24B	625	18.0	14.3	16.25	13.25
YFE18B21S	TM8V080B12MP12C	17.5	CF/CM/CU30B	625	18.0	14.2	16.25	13.25
YFE18B21S	TM8V080B12MP12C	17.5	CF/CM/CU36B	625	18.0	14.0	16.25	13.25
YFE18B21S	TM8X060A12MP11	14.5	CF/CM/CU18A	625	18.0	14.4	16.25	13.25
YFE18B21S	TM8X060A12MP11	14.5	CF/CM/CU24A	625	18.0	14.3	16.25	13.25
YFE18B21S	TM8X060A12MP11	14.5	CF/CM/CU30A	625	18.0	14.2	16.25	13.25
YFE18B21S	TM8X060A12MP11	14.5	CF/CM36A	625	18.0	14.0	16.25	13.25
YFE18B21S	TM8X080B12MP11	17.5	CF/CM/CU18B	675	18.0	14.8	16.25	13.25
YFE18B21S	TM8X080B12MP11	17.5	CF/CM/CU24B	675	18.0	14.8	16.25	13.25
YFE18B21S	TM8X080B12MP11	17.5	CF/CM/CU30B	675	18.0	14.7	16.25	13.25
YFE18B21S	TM8X080B12MP11	17.5	CF/CM/CU36B	675	18.0	14.6	16.25	13.25
YFE18B21S	TM8X080C16MP11	21.0	CF/CM/CU30C	700	18.0	14.9	16.25	13.25
YFE18B21S	TM8X080C16MP11	21.0	CF/CM/CU36C	700	18.0	14.7	16.25	13.25
YFE18B21S	TM8X100C16MP11	21.0	CF/CM/CU30C	700	18.0	14.9	16.25	13.25
YFE18B21S	TM8X100C16MP11	21.0	CF/CM/CU36C	700	18.0	14.7	16.25	13.25
YFE18B21S	TM8Y060A12MP11	14.5	CF/CM/CU18A	625	18.0	14.4	16.25	13.25
YFE18B21S	TM8Y060A12MP11	14.5	CF/CM/CU24A	625	18.0	14.3	16.25	13.25
YFE18B21S	TM8Y060A12MP11	14.5	CF/CM/CU30A	625	18.0	14.2	16.25	13.25
YFE18B21S	TM8Y060A12MP11	14.5	CF/CM36A	625	18.0	14.0	16.25	13.25
YFE18B21S	TM8Y080B12MP11	17.5	CF/CM/CU18B	675	18.0	14.8	16.25	13.25
YFE18B21S	TM8Y080B12MP11	17.5	CF/CM/CU24B	675	18.0	14.8	16.25	13.25
YFE18B21S	TM8Y080B12MP11	17.5	CF/CM/CU30B	675	18.0	14.7	16.25	13.25
YFE18B21S	TM8Y080B12MP11	17.5	CF/CM/CU36B	675	18.0	14.6	16.25	13.25
YFE18B21S	TM8Y080C16MP11	21.0	CF/CM/CU30C	700	18.0	14.9	16.25	13.25
YFE18B21S	TM8Y080C16MP11	21.0	CF/CM/CU36C	700	18.0	14.7	16.25	13.25

COOLING CAPACITY - With High Efficiency Motor Furnaces¹ (Continued)

UNIT MODEL	FURNACE		COIL MODEL ²	COOLING				
	MODEL	WIDTH		RATED CFM	NET MBH		SEER	EER
					TOTAL	SENS.		
YFE18B21S	TM8Y100C16MP11	21.0	CF/CM/CU30C	700	18.0	14.9	16.25	13.25
YFE18B21S	TM8Y100C16MP11	21.0	CF/CM/CU36C	700	18.0	14.7	16.25	13.25
YFE18B21S	TM9E040A10MP11	14.5	CF/CM/CU18A	500	17.7	12.9	15.50	13.00
YFE18B21S	TM9E040A10MP11	14.5	CF/CM/CU24A	500	17.8	12.9	15.75	13.25
YFE18B21S	TM9E040A10MP11	14.5	CF/CM/CU30A	500	17.9	12.9	15.75	13.25
YFE18B21S	TM9E040A10MP11	14.5	CF/CM36A	500	18.0	13.2	16.00	13.25
YFE18B21S	TM9E080B12MP11	17.5	CF/CM/CU18B	700	18.0	15.1	16.00	13.00
YFE18B21S	TM9E080B12MP11	17.5	CF/CM/CU24B	700	18.0	15.0	16.25	13.25
YFE18B21S	TM9E080B12MP11	17.5	CF/CM/CU30B	700	18.0	14.8	16.25	13.25
YFE18B21S	TM9E080B12MP11	17.5	CF/CM/CU36B	700	18.0	14.7	16.25	13.25
YFE18B21S	TM9E100C16MP11	21.0	CF/CM/CU24C	625	18.0	14.3	16.25	13.25
YFE18B21S	TM9E100C16MP11	21.0	CF/CM/CU30C	625	18.0	14.3	16.25	13.25
YFE18B21S	TM9E100C16MP11	21.0	CF/CM/CU30D	650	18.0	14.5	16.25	13.25
YFE18B21S	TM9E100C16MP11	21.0	CF/CM/CU36C	650	18.0	14.4	16.25	13.25
YFE18B21S	TM9E100C16MP11	21.0	CF/CM/CU36D	650	18.0	14.4	16.25	13.25
YFE18B21S	TM9V080B12MP12C	17.5	CF/CM/CU18B	625	18.0	14.4	16.25	13.25
YFE18B21S	TM9V080B12MP12C	17.5	CF/CM/CU24B	625	18.0	14.3	16.25	13.25
YFE18B21S	TM9V080B12MP12C	17.5	CF/CM/CU30B	625	18.0	14.2	16.25	13.25
YFE18B21S	TM9V080B12MP12C	17.5	CF/CM/CU36B	625	18.0	14.1	16.25	13.25
YFE18B21S	TM9Y040A10MP11	14.5	CF/CM/CU18A	500	17.7	12.9	15.50	13.00
YFE18B21S	TM9Y040A10MP11	14.5	CF/CM/CU24A	500	17.8	12.9	15.75	13.25
YFE18B21S	TM9Y040A10MP11	14.5	CF/CM/CU30A	500	17.9	12.9	15.75	13.25
YFE18B21S	TM9Y040A10MP11	14.5	CF/CM36A	500	18.0	13.2	16.00	13.25
YFE18B21S	TM9Y080B12MP11	17.5	CF/CM/CU18B	700	18.0	15.1	16.00	13.00
YFE18B21S	TM9Y080B12MP11	17.5	CF/CM/CU24B	700	18.0	15.0	16.25	13.25
YFE18B21S	TM9Y080B12MP11	17.5	CF/CM/CU30B	700	18.0	14.8	16.25	13.25
YFE18B21S	TM9Y080B12MP11	17.5	CF/CM/CU36B	700	18.0	14.7	16.25	13.25
YFE18B21S	TM9Y100C16MP11	21.0	CF/CM/CU24C	625	18.0	14.3	16.25	13.25
YFE18B21S	TM9Y100C16MP11	21.0	CF/CM/CU30C	625	18.0	14.3	16.25	13.25
YFE18B21S	TM9Y100C16MP11	21.0	CF/CM/CU30D	650	18.0	14.5	16.25	13.25
YFE18B21S	TM9Y100C16MP11	21.0	CF/CM/CU36C	650	18.0	14.4	16.25	13.25
YFE18B21S	TM9Y100C16MP11	21.0	CF/CM/CU36D	650	18.0	14.4	16.25	13.25
YFE18B21S	TMLV060A12MP12C	14.5	CF/CM/CU18A	625	18.0	14.4	16.25	13.25
YFE18B21S	TMLV060A12MP12C	14.5	CF/CM/CU24A	625	18.0	14.3	16.25	13.25
YFE18B21S	TMLV060A12MP12C	14.5	CF/CM/CU30A	625	18.0	14.2	16.25	13.25
YFE18B21S	TMLV060A12MP12C	14.5	CF/CM36A	625	18.0	14.1	16.25	13.25
YFE18B21S	TMLV080B12MP12C	17.5	CF/CM/CU18B	625	18.0	14.4	16.25	13.25
YFE18B21S	TMLV080B12MP12C	17.5	CF/CM/CU24B	625	18.0	14.3	16.25	13.25
YFE18B21S	TMLV080B12MP12C	17.5	CF/CM/CU30B	625	18.0	14.2	16.25	13.25
YFE18B21S	TMLV080B12MP12C	17.5	CF/CM/CU36B	625	18.0	14.0	16.25	13.25
YFE18B21S	TMLX060A12MP11	14.5	CF/CM/CU18A	625	18.0	14.4	16.25	13.25
YFE18B21S	TMLX060A12MP11	14.5	CF/CM/CU24A	625	18.0	14.3	16.25	13.25
YFE18B21S	TMLX060A12MP11	14.5	CF/CM/CU30A	625	18.0	14.2	16.25	13.25
YFE18B21S	TMLX060A12MP11	14.5	CF/CM36A	625	18.0	14.0	16.25	13.25
YFE18B21S	TMLX080B12MP11	17.5	CF/CM/CU18B	675	18.0	14.8	16.25	13.25
YFE18B21S	TMLX080B12MP11	17.5	CF/CM/CU24B	675	18.0	14.8	16.25	13.25
YFE18B21S	TMLX080B12MP11	17.5	CF/CM/CU30B	675	18.0	14.7	16.25	13.25
YFE18B21S	TMLX080B12MP11	17.5	CF/CM/CU36B	675	18.0	14.6	16.25	13.25
YFE18B21S	TMLX080C16MP11	21.0	CF/CM/CU30C	700	18.0	14.9	16.25	13.25
YFE18B21S	TMLX080C16MP11	21.0	CF/CM/CU36C	700	18.0	14.7	16.25	13.25
YFE18B21S	TMLX100C16MP11	21.0	CF/CM/CU30C	700	18.0	14.9	16.25	13.25

COOLING CAPACITY - With High Efficiency Motor Furnaces¹ (Continued)

UNIT MODEL	FURNACE		COIL MODEL ²	COOLING				
	MODEL	WIDTH		RATED CFM	NET MBH		SEER	EER
					TOTAL	SENS.		
YFE18B21S	TMLX100C16MP11	21.0	CF/CM/CU36C	700	18.0	14.7	16.25	13.25
YFE18B21S	TP9C080B12MP13C	17.5	CF/CM/CU18B	625	18.0	14.4	16.25	13.25
YFE18B21S	TP9C080B12MP13C	17.5	CF/CM/CU24B	625	18.0	14.3	16.25	13.25
YFE18B21S	TP9C080B12MP13C	17.5	CF/CM/CU30B	625	18.0	14.2	16.25	13.25
YFE18B21S	TP9C080B12MP13C	17.5	CF/CM/CU36B	625	18.0	14.1	16.25	13.25
YFE18B21S	TPLC060A12MP13C	14.5	CF/CM/CU18A	625	18.0	14.4	16.25	13.25
YFE18B21S	TPLC060A12MP13C	14.5	CF/CM/CU24A	625	18.0	14.3	16.25	13.25
YFE18B21S	TPLC060A12MP13C	14.5	CF/CM/CU30A	625	18.0	14.2	16.25	13.25
YFE18B21S	TPLC060A12MP13C	14.5	CF/CM/CU36A	625	18.0	14.1	16.25	13.25
YFE18B21S	TPLC080B12MP13C	17.5	CF/CM/CU18B	625	18.0	14.4	16.25	13.25
YFE18B21S	TPLC080B12MP13C	17.5	CF/CM/CU24B	625	18.0	14.3	16.25	13.25
YFE18B21S	TPLC080B12MP13C	17.5	CF/CM/CU30B	625	18.0	14.2	16.25	13.25
YFE18B21S	TPLC080B12MP13C	17.5	CF/CM/CU36B	625	18.0	14.0	16.25	13.25
YFE18B21S	YP9C080B12MP13C	17.5	CF/CM/CU18B	625	18.0	14.4	16.25	13.25
YFE18B21S	YP9C080B12MP13C	17.5	CF/CM/CU24B	625	18.0	14.3	16.25	13.25
YFE18B21S	YP9C080B12MP13C	17.5	CF/CM/CU30B	625	18.0	14.2	16.25	13.25
YFE18B21S	YP9C080B12MP13C	17.5	CF/CM/CU36B	625	18.0	14.1	16.25	13.25
YFE18B21S	YPLC060A12MP13C	14.5	CF/CM/CU18A	625	18.0	14.4	16.25	13.25
YFE18B21S	YPLC060A12MP13C	14.5	CF/CM/CU24A	625	18.0	14.3	16.25	13.25
YFE18B21S	YPLC060A12MP13C	14.5	CF/CM/CU30A	625	18.0	14.2	16.25	13.25
YFE18B21S	YPLC060A12MP13C	14.5	CF/CM/CU36A	625	18.0	14.1	16.25	13.25
YFE18B21S	YPLC080B12MP13C	17.5	CF/CM/CU18B	625	18.0	14.4	16.25	13.25
YFE18B21S	YPLC080B12MP13C	17.5	CF/CM/CU24B	625	18.0	14.3	16.25	13.25
YFE18B21S	YPLC080B12MP13C	17.5	CF/CM/CU30B	625	18.0	14.2	16.25	13.25
YFE18B21S	YPLC080B12MP13C	17.5	CF/CM/CU36B	625	18.0	14.0	16.25	13.25
YFE24B21S	TM8V060A12MP12C	14.5	CF/CM/CU24A	800	24.0	18.4	15.25	12.50
YFE24B21S	TM8V060A12MP12C	14.5	CF/CM/CU30A	800	24.0	18.5	15.50	12.50
YFE24B21S	TM8V060A12MP12C	14.5	CF/CM/CU36A	800	24.0	18.2	15.75	12.75
YFE24B21S	TM8V080B12MP12C	17.5	CF/CM/CU24B	825	24.0	18.6	15.25	12.50
YFE24B21S	TM8V080B12MP12C	17.5	CF/CM/CU30B	825	24.0	18.6	15.50	12.75
YFE24B21S	TM8V080B12MP12C	17.5	CF/CM/CU36B	825	24.0	18.4	15.50	12.75
YFE24B21S	TM8V080B12MP12C	17.5	CF42B	825	24.0	18.6	15.75	13.00
YFE24B21S	TM8V080C16MP12C	21.0	CF/CM/CU30C	875	24.2	19.2	16.00	13.25
YFE24B21S	TM8V080C16MP12C	21.0	CF/CM/CU30D	875	24.2	19.2	16.25	13.25
YFE24B21S	TM8V080C16MP12C	21.0	CF/CM/CU36C	875	24.2	19.0	16.25	13.25
YFE24B21S	TM8V080C16MP12C	21.0	CF/CM/CU36D	875	24.2	19.0	16.25	13.25
YFE24B21S	TM8V080C16MP12C	21.0	CF/CM/CU42C	875	24.2	19.2	16.25	13.25
YFE24B21S	TM8V080C16MP12C	21.0	CF/CM/CU42D	875	24.2	19.2	16.25	13.25
YFE24B21S	TM8V100C16MP12C	21.0	CF/CM/CU30C	875	24.2	19.2	16.00	13.25
YFE24B21S	TM8V100C16MP12C	21.0	CF/CM/CU30D	875	24.2	19.2	16.25	13.25
YFE24B21S	TM8V100C16MP12C	21.0	CF/CM/CU36C	875	24.2	19.0	16.25	13.25
YFE24B21S	TM8V100C16MP12C	21.0	CF/CM/CU36D	875	24.2	19.0	16.25	13.25
YFE24B21S	TM8V100C16MP12C	21.0	CF/CM/CU42C	875	24.2	19.2	16.25	13.25
YFE24B21S	TM8V100C16MP12C	21.0	CF/CM/CU42D	875	24.2	19.2	16.25	13.25
YFE24B21S	TM8X060A12MP11	14.5	CF/CM/CU24A	750	24.0	17.9	15.25	12.75
YFE24B21S	TM8X060A12MP11	14.5	CF/CM/CU30A	750	24.0	17.9	15.50	13.25
YFE24B21S	TM8X060A12MP11	14.5	CF/CM/CU36A	775	24.0	18.0	15.75	13.25
YFE24B21S	TM8X080B12MP11	17.5	CF/CM/CU24B	775	24.0	18.1	15.75	13.00
YFE24B21S	TM8X080B12MP11	17.5	CF/CM/CU30B	775	24.0	18.1	16.00	13.25
YFE24B21S	TM8X080B12MP11	17.5	CF/CM/CU36B	825	24.0	18.5	16.00	13.25
YFE24B21S	TM8X080B12MP11	17.5	CF42B	825	24.0	18.6	16.25	13.25

COOLING CAPACITY - With High Efficiency Motor Furnaces¹ (Continued)

UNIT MODEL	FURNACE		COIL MODEL ²	COOLING				
	MODEL	WIDTH		RATED CFM	NET MBH		SEER	EER
					TOTAL	SENS.		
YFE24B21S	TM8X080C16MP11	21.0	CF/CM/CU24C	700	24.0	17.4	15.75	13.25
YFE24B21S	TM8X080C16MP11	21.0	CF/CM/CU30C	700	24.0	17.6	16.00	13.25
YFE24B21S	TM8X080C16MP11	21.0	CF/CM/CU30D	725	24.0	17.6	16.25	13.25
YFE24B21S	TM8X080C16MP11	21.0	CF/CM/CU36C	700	24.0	17.3	16.00	13.25
YFE24B21S	TM8X080C16MP11	21.0	CF/CM/CU36D	725	24.0	17.4	16.25	13.25
YFE24B21S	TM8X080C16MP11	21.0	CF/CM/CU42C	700	24.0	17.5	16.25	13.25
YFE24B21S	TM8X080C16MP11	21.0	CF/CM/CU42D	725	24.0	17.7	16.25	13.25
YFE24B21S	TM8X100C16MP11	21.0	CF/CM/CU24C	700	24.0	17.4	15.75	13.25
YFE24B21S	TM8X100C16MP11	21.0	CF/CM/CU30C	700	24.0	17.6	16.00	13.25
YFE24B21S	TM8X100C16MP11	21.0	CF/CM/CU30D	725	24.0	17.6	16.25	13.25
YFE24B21S	TM8X100C16MP11	21.0	CF/CM/CU36C	700	24.0	17.3	16.00	13.25
YFE24B21S	TM8X100C16MP11	21.0	CF/CM/CU36D	725	24.0	17.4	16.25	13.25
YFE24B21S	TM8X100C16MP11	21.0	CF/CM/CU42C	700	24.0	17.5	16.25	13.25
YFE24B21S	TM8X100C16MP11	21.0	CF/CM/CU42D	725	24.0	17.7	16.25	13.25
YFE24B21S	TM8Y060A12MP11	14.5	CF/CM/CU24A	750	24.0	17.9	15.25	12.75
YFE24B21S	TM8Y060A12MP11	14.5	CF/CM/CU30A	750	24.0	17.9	15.50	13.25
YFE24B21S	TM8Y060A12MP11	14.5	CF/CM36A	775	24.0	18.0	15.75	13.25
YFE24B21S	TM8Y080B12MP11	17.5	CF/CM/CU24B	775	24.0	18.1	15.75	13.00
YFE24B21S	TM8Y080B12MP11	17.5	CF/CM/CU30B	775	24.0	18.1	16.00	13.25
YFE24B21S	TM8Y080B12MP11	17.5	CF/CM/CU36B	825	24.0	18.5	16.00	13.25
YFE24B21S	TM8Y080B12MP11	17.5	CF42B	825	24.0	18.6	16.25	13.25
YFE24B21S	TM8Y080C16MP11	21.0	CF/CM/CU24C	700	24.0	17.4	15.75	13.25
YFE24B21S	TM8Y080C16MP11	21.0	CF/CM/CU30C	700	24.0	17.6	16.00	13.25
YFE24B21S	TM8Y080C16MP11	21.0	CF/CM/CU30D	725	24.0	17.6	16.25	13.25
YFE24B21S	TM8Y080C16MP11	21.0	CF/CM/CU36C	700	24.0	17.3	16.00	13.25
YFE24B21S	TM8Y080C16MP11	21.0	CF/CM/CU36D	725	24.0	17.4	16.25	13.25
YFE24B21S	TM8Y080C16MP11	21.0	CF/CM/CU42C	700	24.0	17.5	16.25	13.25
YFE24B21S	TM8Y080C16MP11	21.0	CF/CM/CU42D	725	24.0	17.7	16.25	13.25
YFE24B21S	TM8Y100C16MP11	21.0	CF/CM/CU24C	700	24.0	17.4	15.75	13.25
YFE24B21S	TM8Y100C16MP11	21.0	CF/CM/CU30C	700	24.0	17.6	16.00	13.25
YFE24B21S	TM8Y100C16MP11	21.0	CF/CM/CU30D	725	24.0	17.6	16.25	13.25
YFE24B21S	TM8Y100C16MP11	21.0	CF/CM/CU36C	700	24.0	17.3	16.00	13.25
YFE24B21S	TM8Y100C16MP11	21.0	CF/CM/CU36D	725	24.0	17.4	16.25	13.25
YFE24B21S	TM8Y100C16MP11	21.0	CF/CM/CU42C	700	24.0	17.5	16.25	13.25
YFE24B21S	TM8Y100C16MP11	21.0	CF/CM/CU42D	725	24.0	17.7	16.25	13.25
YFE24B21S	TM9E040A10MP11	14.5	CF/CM/CU24A	775	24.0	18.1	14.50	12.25
YFE24B21S	TM9E040A10MP11	14.5	CF/CM/CU30A	675	24.0	17.3	14.75	12.50
YFE24B21S	TM9E040A10MP11	14.5	CF/CM36A	675	24.0	17.1	15.00	12.50
YFE24B21S	TM9E080B12MP11	17.5	CF/CM/CU24B	700	24.0	17.4	15.50	13.00
YFE24B21S	TM9E080B12MP11	17.5	CF/CM/CU30B	700	24.0	17.5	15.75	13.25
YFE24B21S	TM9E080B12MP11	17.5	CF/CM/CU36B	900	24.0	19.1	16.00	13.25
YFE24B21S	TM9E080B12MP11	17.5	CF42B	875	24.0	19.0	16.00	13.25
YFE24B21S	TM9E100C16MP11	21.0	CF/CM/CU30D	650	24.0	17.1	15.75	13.25
YFE24B21S	TM9E100C16MP11	21.0	CF/CM/CU36C	650	24.0	16.8	15.75	13.25
YFE24B21S	TM9E100C16MP11	21.0	CF/CM/CU36D	650	24.0	16.8	15.75	13.25
YFE24B21S	TM9E100C16MP11	21.0	CF/CM/CU42C	650	24.0	17.0	16.00	13.25
YFE24B21S	TM9E100C16MP11	21.0	CF/CM/CU42D	650	24.0	17.0	16.00	13.25
YFE24B21S	TM9V080B12MP12C	17.5	CF/CM/CU24B	800	24.0	18.4	15.75	13.25
YFE24B21S	TM9V080B12MP12C	17.5	CF/CM/CU30B	800	24.0	18.5	15.75	13.00
YFE24B21S	TM9V080B12MP12C	17.5	CF/CM/CU36B	800	24.0	18.1	16.00	13.25
YFE24B21S	TM9V080B12MP12C	17.5	CF42B	800	24.0	18.3	16.25	13.25

COOLING CAPACITY - With High Efficiency Motor Furnaces¹ (Continued)

UNIT MODEL	FURNACE		COIL MODEL ²	COOLING				
	MODEL	WIDTH		RATED CFM	NET MBH		SEER	EER
					TOTAL	SENS.		
YFE24B21S	TM9V100C16MP12C	21.0	CF/CM/CU30C	900	24.2	19.6	16.00	13.50
YFE24B21S	TM9V100C16MP12C	21.0	CF/CM/CU30D	900	24.2	19.6	16.00	13.25
YFE24B21S	TM9V100C16MP12C	21.0	CF/CM/CU36C	900	24.0	19.2	16.25	13.25
YFE24B21S	TM9V100C16MP12C	21.0	CF/CM/CU36D	900	24.2	19.3	16.25	13.25
YFE24B21S	TM9V100C16MP12C	21.0	CF/CM/CU42C	900	24.2	19.4	16.25	13.25
YFE24B21S	TM9V100C16MP12C	21.0	CF/CM/CU42D	900	24.2	19.4	16.25	13.25
YFE24B21S	TM9Y040A10MP11	14.5	CF/CM/CU24A	775	24.0	18.1	14.50	12.25
YFE24B21S	TM9Y040A10MP11	14.5	CF/CM/CU30A	675	24.0	17.3	14.75	12.50
YFE24B21S	TM9Y040A10MP11	14.5	CF/CM36A	675	24.0	17.1	15.00	12.50
YFE24B21S	TM9Y080B12MP11	17.5	CF/CM/CU24B	700	24.0	17.4	15.50	13.00
YFE24B21S	TM9Y080B12MP11	17.5	CF/CM/CU30B	700	24.0	17.5	15.75	13.25
YFE24B21S	TM9Y080B12MP11	17.5	CF/CM/CU36B	900	24.0	19.1	16.00	13.25
YFE24B21S	TM9Y080B12MP11	17.5	CF42B	875	24.0	19.0	16.00	13.25
YFE24B21S	TM9Y100C16MP11	21.0	CF/CM/CU30D	650	24.0	17.1	15.75	13.25
YFE24B21S	TM9Y100C16MP11	21.0	CF/CM/CU36C	650	24.0	16.8	15.75	13.25
YFE24B21S	TM9Y100C16MP11	21.0	CF/CM/CU36D	650	24.0	16.8	15.75	13.25
YFE24B21S	TM9Y100C16MP11	21.0	CF/CM/CU42C	650	24.0	17.0	16.00	13.25
YFE24B21S	TM9Y100C16MP11	21.0	CF/CM/CU42D	650	24.0	17.0	16.00	13.25
YFE24B21S	TMLV060A12MP12C	14.5	CF/CM/CU24A	800	24.0	18.4	15.25	12.50
YFE24B21S	TMLV060A12MP12C	14.5	CF/CM/CU30A	800	24.0	18.5	15.50	12.50
YFE24B21S	TMLV060A12MP12C	14.5	CF/CM36A	800	24.0	18.2	15.75	12.75
YFE24B21S	TMLV080B12MP12C	17.5	CF/CM/CU24B	825	24.0	18.6	15.25	12.50
YFE24B21S	TMLV080B12MP12C	17.5	CF/CM/CU30B	825	24.0	18.6	15.50	12.75
YFE24B21S	TMLV080B12MP12C	17.5	CF/CM/CU36B	825	24.0	18.4	15.50	12.75
YFE24B21S	TMLV080B12MP12C	17.5	CF42B	825	24.0	18.6	15.75	13.00
YFE24B21S	TMLV080C16MP12C	21.0	CF/CM/CU30C	875	24.2	19.2	16.00	13.25
YFE24B21S	TMLV080C16MP12C	21.0	CF/CM/CU30D	875	24.2	19.2	16.25	13.25
YFE24B21S	TMLV080C16MP12C	21.0	CF/CM/CU36C	875	24.2	19.0	16.25	13.25
YFE24B21S	TMLV080C16MP12C	21.0	CF/CM/CU36D	875	24.2	19.0	16.25	13.25
YFE24B21S	TMLV080C16MP12C	21.0	CF/CM/CU42C	875	24.2	19.2	16.25	13.25
YFE24B21S	TMLV080C16MP12C	21.0	CF/CM/CU42D	875	24.2	19.2	16.25	13.25
YFE24B21S	TMLV100C16MP12C	21.0	CF/CM/CU30C	875	24.2	19.2	16.00	13.25
YFE24B21S	TMLV100C16MP12C	21.0	CF/CM/CU30D	875	24.2	19.2	16.25	13.25
YFE24B21S	TMLV100C16MP12C	21.0	CF/CM/CU36C	875	24.2	19.0	16.25	13.25
YFE24B21S	TMLV100C16MP12C	21.0	CF/CM/CU36D	875	24.2	19.0	16.25	13.25
YFE24B21S	TMLV100C16MP12C	21.0	CF/CM/CU42C	875	24.2	19.2	16.25	13.25
YFE24B21S	TMLV100C16MP12C	21.0	CF/CM/CU42D	875	24.2	19.2	16.25	13.25
YFE24B21S	TMLX060A12MP11	14.5	CF/CM/CU24A	750	24.0	17.9	15.25	12.75
YFE24B21S	TMLX060A12MP11	14.5	CF/CM/CU30A	750	24.0	17.9	15.50	13.25
YFE24B21S	TMLX060A12MP11	14.5	CF/CM36A	775	24.0	18.0	15.75	13.25
YFE24B21S	TMLX080B12MP11	17.5	CF/CM/CU24B	775	24.0	18.1	15.75	13.00
YFE24B21S	TMLX080B12MP11	17.5	CF/CM/CU30B	775	24.0	18.1	16.00	13.25
YFE24B21S	TMLX080B12MP11	17.5	CF/CM/CU36B	825	24.0	18.5	16.00	13.25
YFE24B21S	TMLX080B12MP11	17.5	CF42B	825	24.0	18.6	16.25	13.25
YFE24B21S	TMLX080C16MP11	21.0	CF/CM/CU24C	700	24.0	17.4	15.75	13.25
YFE24B21S	TMLX080C16MP11	21.0	CF/CM/CU30C	700	24.0	17.6	16.00	13.25
YFE24B21S	TMLX080C16MP11	21.0	CF/CM/CU30D	725	24.0	17.6	16.25	13.25
YFE24B21S	TMLX080C16MP11	21.0	CF/CM/CU36C	700	24.0	17.3	16.00	13.25
YFE24B21S	TMLX080C16MP11	21.0	CF/CM/CU36D	725	24.0	17.4	16.25	13.25
YFE24B21S	TMLX080C16MP11	21.0	CF/CM/CU42C	700	24.0	17.5	16.25	13.25
YFE24B21S	TMLX080C16MP11	21.0	CF/CM/CU42D	725	24.0	17.7	16.25	13.25

COOLING CAPACITY - With High Efficiency Motor Furnaces¹ (Continued)

UNIT MODEL	FURNACE		COIL MODEL ²	COOLING				
	MODEL	WIDTH		RATED CFM	NET MBH		SEER	EER
					TOTAL	SENS.		
YFE24B21S	TMLX100C16MP11	21.0	CF/CM/CU24C	700	24.0	17.4	15.75	13.25
YFE24B21S	TMLX100C16MP11	21.0	CF/CM/CU30C	700	24.0	17.6	16.00	13.25
YFE24B21S	TMLX100C16MP11	21.0	CF/CM/CU30D	725	24.0	17.6	16.25	13.25
YFE24B21S	TMLX100C16MP11	21.0	CF/CM/CU36C	700	24.0	17.3	16.00	13.25
YFE24B21S	TMLX100C16MP11	21.0	CF/CM/CU36D	725	24.0	17.4	16.25	13.25
YFE24B21S	TMLX100C16MP11	21.0	CF/CM/CU42C	700	24.0	17.5	16.25	13.25
YFE24B21S	TMLX100C16MP11	21.0	CF/CM/CU42D	725	24.0	17.7	16.25	13.25
YFE24B21S	TP9C080B12MP13C	17.5	CF/CM/CU24B	800	24.0	18.4	15.75	13.25
YFE24B21S	TP9C080B12MP13C	17.5	CF/CM/CU30B	800	24.0	18.5	15.75	13.00
YFE24B21S	TP9C080B12MP13C	17.5	CF/CM/CU36B	800	24.0	18.1	16.00	13.25
YFE24B21S	TP9C080B12MP13C	17.5	CF42B	800	24.0	18.3	16.25	13.25
YFE24B21S	TP9C100C16MP13C	21.0	CF/CM/CU30C	900	24.2	19.6	16.00	13.50
YFE24B21S	TP9C100C16MP13C	21.0	CF/CM/CU30D	900	24.2	19.6	16.00	13.25
YFE24B21S	TP9C100C16MP13C	21.0	CF/CM/CU36C	900	24.0	19.2	16.25	13.25
YFE24B21S	TP9C100C16MP13C	21.0	CF/CM/CU36D	900	24.2	19.3	16.25	13.25
YFE24B21S	TP9C100C16MP13C	21.0	CF/CM/CU42C	900	24.2	19.4	16.25	13.25
YFE24B21S	TP9C100C16MP13C	21.0	CF/CM/CU42D	900	24.2	19.4	16.25	13.25
YFE24B21S	TPLC060A12MP13C	14.5	CF/CM/CU24A	800	24.0	18.4	15.25	12.50
YFE24B21S	TPLC060A12MP13C	14.5	CF/CM/CU30A	800	24.0	18.5	15.50	12.50
YFE24B21S	TPLC060A12MP13C	14.5	CF/CM36A	800	24.0	18.2	15.75	12.75
YFE24B21S	TPLC080B12MP13C	17.5	CF/CM/CU24B	825	24.0	18.6	15.25	12.50
YFE24B21S	TPLC080B12MP13C	17.5	CF/CM/CU30B	825	24.0	18.6	15.50	12.75
YFE24B21S	TPLC080B12MP13C	17.5	CF/CM/CU36B	825	24.0	18.4	15.50	12.75
YFE24B21S	TPLC080B12MP13C	17.5	CF42B	825	24.0	18.6	15.75	13.00
YFE24B21S	TPLC080C16MP13C	21.0	CF/CM/CU30C	875	24.2	19.2	16.00	13.25
YFE24B21S	TPLC080C16MP13C	21.0	CF/CM/CU30D	875	24.2	19.2	16.25	13.25
YFE24B21S	TPLC080C16MP13C	21.0	CF/CM/CU36C	875	24.2	19.0	16.25	13.25
YFE24B21S	TPLC080C16MP13C	21.0	CF/CM/CU36D	875	24.2	19.0	16.25	13.25
YFE24B21S	TPLC080C16MP13C	21.0	CF/CM/CU42C	875	24.2	19.2	16.25	13.25
YFE24B21S	TPLC080C16MP13C	21.0	CF/CM/CU42D	875	24.2	19.2	16.25	13.25
YFE24B21S	TPLC100C16MP13C	21.0	CF/CM/CU30C	875	24.2	19.2	16.00	13.25
YFE24B21S	TPLC100C16MP13C	21.0	CF/CM/CU30D	875	24.2	19.2	16.25	13.25
YFE24B21S	TPLC100C16MP13C	21.0	CF/CM/CU36C	875	24.2	19.0	16.25	13.25
YFE24B21S	TPLC100C16MP13C	21.0	CF/CM/CU36D	875	24.2	19.0	16.25	13.25
YFE24B21S	TPLC100C16MP13C	21.0	CF/CM/CU42C	875	24.2	19.2	16.25	13.25
YFE24B21S	TPLC100C16MP13C	21.0	CF/CM/CU42D	875	24.2	19.2	16.25	13.25
YFE24B21S	YP9C080B12MP13C	17.5	CF/CM/CU24B	800	24.0	18.4	15.75	13.25
YFE24B21S	YP9C080B12MP13C	17.5	CF/CM/CU30B	800	24.0	18.5	15.75	13.00
YFE24B21S	YP9C080B12MP13C	17.5	CF/CM/CU36B	800	24.0	18.1	16.00	13.25
YFE24B21S	YP9C080B12MP13C	17.5	CF42B	800	24.0	18.3	16.25	13.25
YFE24B21S	YP9C100C16MP13C	21.0	CF/CM/CU30C	900	24.2	19.6	16.00	13.50
YFE24B21S	YP9C100C16MP13C	21.0	CF/CM/CU30D	900	24.2	19.6	16.00	13.25
YFE24B21S	YP9C100C16MP13C	21.0	CF/CM/CU36C	900	24.0	19.2	16.25	13.25
YFE24B21S	YP9C100C16MP13C	21.0	CF/CM/CU36D	900	24.2	19.3	16.25	13.25
YFE24B21S	YP9C100C16MP13C	21.0	CF/CM/CU42C	900	24.2	19.4	16.25	13.25
YFE24B21S	YP9C100C16MP13C	21.0	CF/CM/CU42D	900	24.2	19.4	16.25	13.25
YFE24B21S	YPLC060A12MP13C	14.5	CF/CM/CU24A	800	24.0	18.4	15.25	12.50
YFE24B21S	YPLC060A12MP13C	14.5	CF/CM/CU30A	800	24.0	18.5	15.50	12.50
YFE24B21S	YPLC060A12MP13C	14.5	CF/CM36A	800	24.0	18.2	15.75	12.75
YFE24B21S	YPLC080B12MP13C	17.5	CF/CM/CU24B	825	24.0	18.6	15.25	12.50
YFE24B21S	YPLC080B12MP13C	17.5	CF/CM/CU30B	825	24.0	18.6	15.50	12.75

COOLING CAPACITY - With High Efficiency Motor Furnaces¹ (Continued)

UNIT MODEL	FURNACE		COIL MODEL ²	COOLING				
	MODEL	WIDTH		RATED CFM	NET MBH		SEER	EER
					TOTAL	SENS.		
YFE24B21S	YPLC080B12MP13C	17.5	CF/CM/CU36B	825	24.0	18.4	15.50	12.75
YFE24B21S	YPLC080B12MP13C	17.5	CF42B	825	24.0	18.6	15.75	13.00
YFE24B21S	YPLC080C16MP13C	21.0	CF/CM/CU30C	875	24.2	19.2	16.00	13.25
YFE24B21S	YPLC080C16MP13C	21.0	CF/CM/CU30D	875	24.2	19.2	16.25	13.25
YFE24B21S	YPLC080C16MP13C	21.0	CF/CM/CU36C	875	24.2	19.0	16.25	13.25
YFE24B21S	YPLC080C16MP13C	21.0	CF/CM/CU36D	875	24.2	19.0	16.25	13.25
YFE24B21S	YPLC080C16MP13C	21.0	CF/CM/CU42C	875	24.2	19.2	16.25	13.25
YFE24B21S	YPLC080C16MP13C	21.0	CF/CM/CU42D	875	24.2	19.2	16.25	13.25
YFE24B21S	YPLC100C16MP13C	21.0	CF/CM/CU30C	875	24.2	19.2	16.00	13.25
YFE24B21S	YPLC100C16MP13C	21.0	CF/CM/CU30D	875	24.2	19.2	16.25	13.25
YFE24B21S	YPLC100C16MP13C	21.0	CF/CM/CU36C	875	24.2	19.0	16.25	13.25
YFE24B21S	YPLC100C16MP13C	21.0	CF/CM/CU36D	875	24.2	19.0	16.25	13.25
YFE24B21S	YPLC100C16MP13C	21.0	CF/CM/CU42C	875	24.2	19.2	16.25	13.25
YFE24B21S	YPLC100C16MP13C	21.0	CF/CM/CU42D	875	24.2	19.2	16.25	13.25
YFE30B21S	TM8V060A12MP12C	14.5	CF/CM/CU30A	875	28.4	21.4	14.50	12.00
YFE30B21S	TM8V060A12MP12C	14.5	CF/CM36A	975	29.6	23.0	14.75	12.25
YFE30B21S	TM8V080B12MP12C	17.5	CF/CM/CU30B	900	28.6	21.8	14.50	12.20
YFE30B21S	TM8V080B12MP12C	17.5	CF/CM/CU36B	900	28.8	21.8	14.75	12.25
YFE30B21S	TM8V080B12MP12C	17.5	CF42B	900	28.6	22.0	14.75	12.25
YFE30B21S	TM8V080C16MP12C	21.0	CF/CM/CU30C	950	29.4	22.8	15.25	12.50
YFE30B21S	TM8V080C16MP12C	21.0	CF/CM/CU30D	950	29.4	22.8	15.25	12.75
YFE30B21S	TM8V080C16MP12C	21.0	CF/CM/CU36C	950	29.6	22.8	15.50	12.75
YFE30B21S	TM8V080C16MP12C	21.0	CF/CM/CU36D	950	29.6	22.8	15.50	12.75
YFE30B21S	TM8V080C16MP12C	21.0	CF/CM/CU42C	950	29.6	23.2	15.50	12.75
YFE30B21S	TM8V080C16MP12C	21.0	CF/CM/CU42D	950	29.6	23.2	15.50	12.75
YFE30B21S	TM8V100C16MP12C	21.0	CF/CM/CU30C	950	29.4	22.8	15.25	12.50
YFE30B21S	TM8V100C16MP12C	21.0	CF/CM/CU30D	950	29.4	22.8	15.25	12.75
YFE30B21S	TM8V100C16MP12C	21.0	CF/CM/CU36C	950	29.6	22.8	15.50	12.75
YFE30B21S	TM8V100C16MP12C	21.0	CF/CM/CU36D	950	29.6	22.8	15.50	12.75
YFE30B21S	TM8V100C16MP12C	21.0	CF/CM/CU42C	950	29.6	23.2	15.50	12.75
YFE30B21S	TM8V100C16MP12C	21.0	CF/CM/CU42D	950	29.6	23.2	15.50	12.75
YFE30B21S	TM8X060A12MP11	14.5	CF/CM/CU30A	875	28.4	21.4	14.50	12.00
YFE30B21S	TM8X060A12MP11	14.5	CF/CM36A	875	28.6	21.4	14.50	12.25
YFE30B21S	TM8X080B12MP11	17.5	CF/CM/CU30B	975	29.6	23.2	15.25	12.50
YFE30B21S	TM8X080B12MP11	17.5	CF/CM/CU36B	975	29.8	23.4	15.25	12.50
YFE30B21S	TM8X080B12MP11	17.5	CF42B	950	29.4	23.0	15.25	12.50
YFE30B21S	TM8X080C16MP11	21.0	CF/CM/CU30C	950	29.4	22.8	15.50	12.75
YFE30B21S	TM8X080C16MP11	21.0	CF/CM/CU30D	975	29.8	23.6	15.75	12.75
YFE30B21S	TM8X080C16MP11	21.0	CF/CM/CU36C	950	29.6	22.8	15.75	12.75
YFE30B21S	TM8X080C16MP11	21.0	CF/CM/CU36D	975	30.0	23.4	15.75	12.75
YFE30B21S	TM8X080C16MP11	21.0	CF/CM/CU42C	950	29.6	23.2	15.75	12.75
YFE30B21S	TM8X080C16MP11	21.0	CF/CM/CU42D	975	30.0	23.8	15.75	13.00
YFE30B21S	TM8X100C16MP11	21.0	CF/CM/CU30C	950	29.4	22.8	15.50	12.75
YFE30B21S	TM8X100C16MP11	21.0	CF/CM/CU30D	975	29.8	23.6	15.75	12.75
YFE30B21S	TM8X100C16MP11	21.0	CF/CM/CU36C	950	29.6	22.8	15.75	12.75
YFE30B21S	TM8X100C16MP11	21.0	CF/CM/CU36D	975	30.0	23.4	15.75	12.75
YFE30B21S	TM8X100C16MP11	21.0	CF/CM/CU42C	950	29.6	23.2	15.75	12.75
YFE30B21S	TM8X100C16MP11	21.0	CF/CM/CU42D	975	30.0	23.8	15.75	13.00
YFE30B21S	TM8X100C20MP11	21.0	CF/CM/CU30C	1000	30.0	24.0	15.75	12.75
YFE30B21S	TM8X100C20MP11	21.0	CF/CM/CU30D	1000	30.0	24.0	15.50	12.75
YFE30B21S	TM8X100C20MP11	21.0	CF/CM/CU36C	1000	30.0	23.8	15.75	12.75

COOLING CAPACITY - With High Efficiency Motor Furnaces¹ (Continued)

UNIT MODEL	FURNACE		COIL MODEL ²	COOLING				
	MODEL	WIDTH		RATED CFM	NET MBH		SEER	EER
					TOTAL	SENS.		
YFE30B21S	TM8X100C20MP11	21.0	CF/CM/CU36D	1000	30.0	23.8	16.00	13.00
YFE30B21S	TM8X100C20MP11	21.0	CF/CM/CU42C	1000	30.0	24.0	15.75	12.75
YFE30B21S	TM8X100C20MP11	21.0	CF/CM/CU42D	1000	30.0	24.0	16.00	13.00
YFE30B21S	TM8X120C20MP11	21.0	CF/CM/CU30C	1000	30.0	24.0	15.75	12.75
YFE30B21S	TM8X120C20MP11	21.0	CF/CM/CU30D	1000	30.0	24.0	15.50	12.75
YFE30B21S	TM8X120C20MP11	21.0	CF/CM/CU36C	1000	30.0	23.8	15.75	12.75
YFE30B21S	TM8X120C20MP11	21.0	CF/CM/CU36D	1000	30.0	23.8	16.00	13.00
YFE30B21S	TM8X120C20MP11	21.0	CF/CM/CU42C	1000	30.0	24.0	15.75	12.75
YFE30B21S	TM8X120C20MP11	21.0	CF/CM/CU42D	1000	30.0	24.0	16.00	13.00
YFE30B21S	TM8Y060A12MP11	14.5	CF/CM/CU30A	875	28.4	21.4	14.50	12.00
YFE30B21S	TM8Y060A12MP11	14.5	CF/CM36A	875	28.6	21.4	14.50	12.25
YFE30B21S	TM8Y080B12MP11	17.5	CF/CM/CU30B	975	29.6	23.2	15.25	12.50
YFE30B21S	TM8Y080B12MP11	17.5	CF/CM/CU36B	975	29.8	23.4	15.25	12.50
YFE30B21S	TM8Y080B12MP11	17.5	CF42B	950	29.4	23.0	15.25	12.50
YFE30B21S	TM8Y080C16MP11	21.0	CF/CM/CU30C	950	29.4	22.8	15.50	12.75
YFE30B21S	TM8Y080C16MP11	21.0	CF/CM/CU30D	975	29.8	23.6	15.75	12.75
YFE30B21S	TM8Y080C16MP11	21.0	CF/CM/CU36C	950	29.6	22.8	15.75	12.75
YFE30B21S	TM8Y080C16MP11	21.0	CF/CM/CU36D	975	30.0	23.4	15.75	12.75
YFE30B21S	TM8Y080C16MP11	21.0	CF/CM/CU42C	950	29.6	23.2	15.75	12.75
YFE30B21S	TM8Y080C16MP11	21.0	CF/CM/CU42D	975	30.0	23.8	15.75	13.00
YFE30B21S	TM8Y100C16MP11	21.0	CF/CM/CU30C	950	29.4	22.8	15.50	12.75
YFE30B21S	TM8Y100C16MP11	21.0	CF/CM/CU30D	975	29.8	23.6	15.75	12.75
YFE30B21S	TM8Y100C16MP11	21.0	CF/CM/CU36C	950	29.6	22.8	15.75	12.75
YFE30B21S	TM8Y100C16MP11	21.0	CF/CM/CU36D	975	30.0	23.4	15.75	12.75
YFE30B21S	TM8Y100C16MP11	21.0	CF/CM/CU42C	950	29.6	23.2	15.75	12.75
YFE30B21S	TM8Y100C16MP11	21.0	CF/CM/CU42D	975	30.0	23.8	15.75	13.00
YFE30B21S	TM8Y100C20MP11	21.0	CF/CM/CU30C	1000	30.0	24.0	15.75	12.75
YFE30B21S	TM8Y100C20MP11	21.0	CF/CM/CU30D	1000	30.0	24.0	15.50	12.75
YFE30B21S	TM8Y100C20MP11	21.0	CF/CM/CU36C	1000	30.0	23.8	15.75	12.75
YFE30B21S	TM8Y100C20MP11	21.0	CF/CM/CU36D	1000	30.0	23.8	16.00	13.00
YFE30B21S	TM8Y100C20MP11	21.0	CF/CM/CU42C	1000	30.0	24.0	15.75	12.75
YFE30B21S	TM8Y100C20MP11	21.0	CF/CM/CU42D	1000	30.0	24.0	16.00	13.00
YFE30B21S	TM8Y120C20MP11	21.0	CF/CM/CU30C	1000	30.0	24.0	15.75	12.75
YFE30B21S	TM8Y120C20MP11	21.0	CF/CM/CU30D	1000	30.0	24.0	15.50	12.75
YFE30B21S	TM8Y120C20MP11	21.0	CF/CM/CU36C	1000	30.0	23.8	15.75	12.75
YFE30B21S	TM8Y120C20MP11	21.0	CF/CM/CU36D	1000	30.0	23.8	16.00	13.00
YFE30B21S	TM8Y120C20MP11	21.0	CF/CM/CU42C	1000	30.0	24.0	15.75	12.75
YFE30B21S	TM8Y120C20MP11	21.0	CF/CM/CU42D	1000	30.0	24.0	16.00	13.00
YFE30B21S	TM9E080B12MP11	17.5	CF/CM/CU30B	975	29.6	23.2	15.25	12.50
YFE30B21S	TM9E080B12MP11	17.5	CF/CM/CU36B	975	29.8	23.4	15.25	12.50
YFE30B21S	TM9E080B12MP11	17.5	CF42B	975	29.8	23.6	15.25	12.50
YFE30B21S	TM9E100C16MP11	21.0	CF/CM/CU30C	975	29.8	23.6	15.25	12.50
YFE30B21S	TM9E100C16MP11	21.0	CF/CM/CU30D	1000	29.8	23.6	15.25	12.50
YFE30B21S	TM9E100C16MP11	21.0	CF/CM/CU36C	975	29.8	23.4	15.50	12.50
YFE30B21S	TM9E100C16MP11	21.0	CF/CM/CU36D	1000	30.0	23.8	15.50	12.75
YFE30B21S	TM9E100C16MP11	21.0	CF/CM/CU42C	975	30.0	23.8	15.50	12.75
YFE30B21S	TM9E100C16MP11	21.0	CF/CM/CU42D	1000	30.0	24.0	15.50	12.75
YFE30B21S	TM9E120D20MP11	24.5	CF/CM/CU30D	950	29.6	23.0	15.75	13.00
YFE30B21S	TM9E120D20MP11	24.5	CF/CM/CU36D	950	29.6	22.8	16.00	13.00
YFE30B21S	TM9E120D20MP11	24.5	CF/CM/CU42D	950	29.6	23.2	16.00	13.25
YFE30B21S	TM9V080B12MP12C	17.5	CF/CM/CU30B	975	29.6	23.2	15.00	12.50

COOLING CAPACITY - With High Efficiency Motor Furnaces¹ (Continued)

UNIT MODEL	FURNACE		COIL MODEL ²	COOLING				
	MODEL	WIDTH		RATED CFM	NET MBH		SEER	EER
					TOTAL	SENS.		
YFE30B21S	TM9V080B12MP12C	17.5	CF/CM/CU36B	975	29.8	23.4	15.25	12.50
YFE30B21S	TM9V080B12MP12C	17.5	CF42B	975	29.8	23.6	15.25	12.75
YFE30B21S	TM9V100C16MP12C	21.0	CF/CM/CU30C	1000	29.8	23.6	15.50	12.75
YFE30B21S	TM9V100C16MP12C	21.0	CF/CM/CU30D	975	29.8	23.6	15.50	12.75
YFE30B21S	TM9V100C16MP12C	21.0	CF/CM/CU36C	1000	30.0	23.8	15.50	12.75
YFE30B21S	TM9V100C16MP12C	21.0	CF/CM/CU36D	975	30.0	23.4	15.75	12.75
YFE30B21S	TM9V100C16MP12C	21.0	CF/CM/CU42C	1000	30.0	24.0	15.75	12.75
YFE30B21S	TM9V100C16MP12C	21.0	CF/CM/CU42D	975	30.0	23.8	15.75	13.00
YFE30B21S	TM9V100C20MP12C	21.0	CF/CM/CU30D	1100	29.8	24.6	15.00	12.50
YFE30B21S	TM9V100C20MP12C	21.0	CF/CM/CU36C	1100	30.0	24.6	15.25	12.50
YFE30B21S	TM9V100C20MP12C	21.0	CF/CM/CU36D	1100	30.0	24.6	15.00	12.50
YFE30B21S	TM9V100C20MP12C	21.0	CF/CM/CU42C	1100	30.0	24.8	15.00	12.50
YFE30B21S	TM9V100C20MP12C	21.0	CF/CM/CU42D	1100	30.0	24.8	15.25	12.50
YFE30B21S	TM9V120D20MP12C	24.5	CF/CM/CU36D	1050	30.0	24.2	15.75	13.25
YFE30B21S	TM9V120D20MP12C	24.5	CF/CM/CU42D	1050	30.0	24.4	15.50	12.75
YFE30B21S	TM9Y080B12MP11	17.5	CF/CM/CU30B	975	29.6	23.2	15.25	12.50
YFE30B21S	TM9Y080B12MP11	17.5	CF/CM/CU36B	975	29.8	23.4	15.25	12.50
YFE30B21S	TM9Y080B12MP11	17.5	CF42B	975	29.8	23.6	15.25	12.50
YFE30B21S	TM9Y100C16MP11	21.0	CF/CM/CU30C	975	29.8	23.6	15.25	12.50
YFE30B21S	TM9Y100C16MP11	21.0	CF/CM/CU30D	1000	29.8	23.6	15.25	12.50
YFE30B21S	TM9Y100C16MP11	21.0	CF/CM/CU36C	975	29.8	23.4	15.50	12.50
YFE30B21S	TM9Y100C16MP11	21.0	CF/CM/CU36D	1000	30.0	23.8	15.50	12.75
YFE30B21S	TM9Y100C16MP11	21.0	CF/CM/CU42C	975	30.0	23.8	15.50	12.75
YFE30B21S	TM9Y100C16MP11	21.0	CF/CM/CU42D	1000	30.0	24.0	15.50	12.75
YFE30B21S	TM9Y120D20MP11	24.5	CF/CM/CU30D	950	29.6	23.0	15.75	13.00
YFE30B21S	TM9Y120D20MP11	24.5	CF/CM/CU36D	950	29.6	22.8	16.00	13.00
YFE30B21S	TM9Y120D20MP11	24.5	CF/CM/CU42D	950	29.6	23.2	16.00	13.25
YFE30B21S	TMLV060A12MP12C	14.5	CF/CM/CU30A	875	28.4	21.4	14.50	12.00
YFE30B21S	TMLV060A12MP12C	14.5	CF/CM36A	975	29.6	23.0	14.75	12.25
YFE30B21S	TMLV080B12MP12C	17.5	CF/CM/CU30B	900	28.6	21.8	14.50	12.20
YFE30B21S	TMLV080B12MP12C	17.5	CF/CM/CU36B	900	28.8	21.8	14.75	12.25
YFE30B21S	TMLV080B12MP12C	17.5	CF42B	900	28.6	22.0	14.75	12.25
YFE30B21S	TMLV080C16MP12C	21.0	CF/CM/CU30C	950	29.4	22.8	15.25	12.50
YFE30B21S	TMLV080C16MP12C	21.0	CF/CM/CU30D	950	29.4	22.8	15.25	12.75
YFE30B21S	TMLV080C16MP12C	21.0	CF/CM/CU36C	950	29.6	22.8	15.50	12.75
YFE30B21S	TMLV080C16MP12C	21.0	CF/CM/CU36D	950	29.6	22.8	15.50	12.75
YFE30B21S	TMLV080C16MP12C	21.0	CF/CM/CU42C	950	29.6	23.2	15.50	12.75
YFE30B21S	TMLV080C16MP12C	21.0	CF/CM/CU42D	950	29.6	23.2	15.50	12.75
YFE30B21S	TMLV100C16MP12C	21.0	CF/CM/CU30C	950	29.4	22.8	15.25	12.50
YFE30B21S	TMLV100C16MP12C	21.0	CF/CM/CU30D	950	29.4	22.8	15.25	12.75
YFE30B21S	TMLV100C16MP12C	21.0	CF/CM/CU36C	950	29.6	22.8	15.50	12.75
YFE30B21S	TMLV100C16MP12C	21.0	CF/CM/CU36D	950	29.6	22.8	15.50	12.75
YFE30B21S	TMLV100C16MP12C	21.0	CF/CM/CU42C	950	29.6	23.2	15.50	12.75
YFE30B21S	TMLV100C16MP12C	21.0	CF/CM/CU42D	950	29.6	23.2	15.50	12.75
YFE30B21S	TMLX060A12MP11	14.5	CF/CM/CU30A	875	28.4	21.4	14.50	12.00
YFE30B21S	TMLX060A12MP11	14.5	CF/CM36A	875	28.6	21.4	14.50	12.25
YFE30B21S	TMLX080B12MP11	17.5	CF/CM/CU30B	975	29.6	23.2	15.25	12.50
YFE30B21S	TMLX080B12MP11	17.5	CF/CM/CU36B	975	29.8	23.4	15.25	12.50
YFE30B21S	TMLX080B12MP11	17.5	CF42B	950	29.4	23.0	15.25	12.50
YFE30B21S	TMLX080C16MP11	21.0	CF/CM/CU30C	950	29.4	22.8	15.50	12.75
YFE30B21S	TMLX080C16MP11	21.0	CF/CM/CU30D	975	29.8	23.6	15.75	12.75

COOLING CAPACITY - With High Efficiency Motor Furnaces¹ (Continued)

UNIT MODEL	FURNACE		COIL MODEL ²	COOLING				
	MODEL	WIDTH		RATED CFM	NET MBH		SEER	EER
					TOTAL	SENS.		
YFE30B21S	TMLX080C16MP11	21.0	CF/CM/CU36C	950	29.6	22.8	15.75	12.75
YFE30B21S	TMLX080C16MP11	21.0	CF/CM/CU36D	975	30.0	23.4	15.75	12.75
YFE30B21S	TMLX080C16MP11	21.0	CF/CM/CU42C	950	29.6	23.2	15.75	12.75
YFE30B21S	TMLX080C16MP11	21.0	CF/CM/CU42D	975	30.0	23.8	15.75	13.00
YFE30B21S	TMLX100C16MP11	21.0	CF/CM/CU30C	950	29.4	22.8	15.50	12.75
YFE30B21S	TMLX100C16MP11	21.0	CF/CM/CU30D	975	29.8	23.6	15.75	12.75
YFE30B21S	TMLX100C16MP11	21.0	CF/CM/CU36C	950	29.6	22.8	15.75	12.75
YFE30B21S	TMLX100C16MP11	21.0	CF/CM/CU36D	975	30.0	23.4	15.75	12.75
YFE30B21S	TMLX100C16MP11	21.0	CF/CM/CU42C	950	29.6	23.2	15.75	12.75
YFE30B21S	TMLX100C16MP11	21.0	CF/CM/CU42D	975	30.0	23.8	15.75	13.00
YFE30B21S	TMLX100C20MP11	21.0	CF/CM/CU30C	1000	30.0	24.0	15.75	12.75
YFE30B21S	TMLX100C20MP11	21.0	CF/CM/CU30D	1000	30.0	24.0	15.50	12.75
YFE30B21S	TMLX100C20MP11	21.0	CF/CM/CU36C	1000	30.0	23.8	15.75	12.75
YFE30B21S	TMLX100C20MP11	21.0	CF/CM/CU36D	1000	30.0	23.8	16.00	13.00
YFE30B21S	TMLX100C20MP11	21.0	CF/CM/CU42C	1000	30.0	24.0	15.75	12.75
YFE30B21S	TMLX100C20MP11	21.0	CF/CM/CU42D	1000	30.0	24.0	16.00	13.00
YFE30B21S	TMLX120C20MP11	21.0	CF/CM/CU30C	1000	30.0	24.0	15.75	12.75
YFE30B21S	TMLX120C20MP11	21.0	CF/CM/CU30D	1000	30.0	24.0	15.50	12.75
YFE30B21S	TMLX120C20MP11	21.0	CF/CM/CU36C	1000	30.0	23.8	15.75	12.75
YFE30B21S	TMLX120C20MP11	21.0	CF/CM/CU36D	1000	30.0	23.8	16.00	13.00
YFE30B21S	TMLX120C20MP11	21.0	CF/CM/CU42C	1000	30.0	24.0	15.75	12.75
YFE30B21S	TMLX120C20MP11	21.0	CF/CM/CU42D	1000	30.0	24.0	16.00	13.00
YFE30B21S	TP9C080B12MP13C	17.5	CF/CM/CU30B	975	29.6	23.2	15.00	12.50
YFE30B21S	TP9C080B12MP13C	17.5	CF/CM/CU36B	975	29.8	23.4	15.25	12.50
YFE30B21S	TP9C080B12MP13C	17.5	CF42B	975	29.8	23.6	15.25	12.75
YFE30B21S	TP9C100C16MP13C	21.0	CF/CM/CU30C	1000	29.8	23.6	15.50	12.75
YFE30B21S	TP9C100C16MP13C	21.0	CF/CM/CU30D	975	29.8	23.6	15.50	12.75
YFE30B21S	TP9C100C16MP13C	21.0	CF/CM/CU36C	1000	30.0	23.8	15.50	12.75
YFE30B21S	TP9C100C16MP13C	21.0	CF/CM/CU36D	975	30.0	23.4	15.75	12.75
YFE30B21S	TP9C100C16MP13C	21.0	CF/CM/CU42C	1000	30.0	24.0	15.75	12.75
YFE30B21S	TP9C100C16MP13C	21.0	CF/CM/CU42D	975	30.0	23.8	15.75	13.00
YFE30B21S	TP9C100C20MP13C	21.0	CF/CM/CU30D	1100	29.8	24.6	15.00	12.50
YFE30B21S	TP9C100C20MP13C	21.0	CF/CM/CU36C	1100	30.0	24.6	15.25	12.50
YFE30B21S	TP9C100C20MP13C	21.0	CF/CM/CU36D	1100	30.0	24.6	15.00	12.50
YFE30B21S	TP9C100C20MP13C	21.0	CF/CM/CU42C	1100	30.0	24.8	15.00	12.50
YFE30B21S	TP9C100C20MP13C	21.0	CF/CM/CU42D	1100	30.0	24.8	15.25	12.50
YFE30B21S	TP9C120D20MP13C	24.5	CF/CM/CU36D	1050	30.0	24.2	15.75	13.25
YFE30B21S	TP9C120D20MP13C	24.5	CF/CM/CU42D	1050	30.0	24.4	15.50	12.75
YFE30B21S	TPLC060A12MP13C	14.5	CF/CM/CU30A	875	28.4	21.4	14.50	12.00
YFE30B21S	TPLC060A12MP13C	14.5	CF/CM36A	975	29.6	23.0	14.75	12.25
YFE30B21S	TPLC080B12MP13C	17.5	CF/CM/CU30B	900	28.6	21.8	14.50	12.20
YFE30B21S	TPLC080B12MP13C	17.5	CF/CM/CU36B	900	28.8	21.8	14.75	12.25
YFE30B21S	TPLC080B12MP13C	17.5	CF42B	900	28.6	22.0	14.75	12.25
YFE30B21S	TPLC080C16MP13C	21.0	CF/CM/CU30C	950	29.4	22.8	15.25	12.50
YFE30B21S	TPLC080C16MP13C	21.0	CF/CM/CU30D	950	29.4	22.8	15.25	12.75
YFE30B21S	TPLC080C16MP13C	21.0	CF/CM/CU36C	950	29.6	22.8	15.50	12.75
YFE30B21S	TPLC080C16MP13C	21.0	CF/CM/CU36D	950	29.6	22.8	15.50	12.75
YFE30B21S	TPLC080C16MP13C	21.0	CF/CM/CU42C	950	29.6	23.2	15.50	12.75
YFE30B21S	TPLC080C16MP13C	21.0	CF/CM/CU42D	950	29.6	23.2	15.50	12.75
YFE30B21S	TPLC100C16MP13C	21.0	CF/CM/CU30C	950	29.4	22.8	15.25	12.50
YFE30B21S	TPLC100C16MP13C	21.0	CF/CM/CU30D	950	29.4	22.8	15.25	12.75

COOLING CAPACITY - With High Efficiency Motor Furnaces¹ (Continued)

UNIT MODEL	FURNACE		COIL MODEL ²	COOLING				
	MODEL	WIDTH		RATED CFM	NET MBH		SEER	EER
					TOTAL	SENS.		
YFE30B21S	TPLC100C16MP13C	21.0	CF/CM/CU36C	950	29.6	22.8	15.50	12.75
YFE30B21S	TPLC100C16MP13C	21.0	CF/CM/CU36D	950	29.6	22.8	15.50	12.75
YFE30B21S	TPLC100C16MP13C	21.0	CF/CM/CU42C	950	29.6	23.2	15.50	12.75
YFE30B21S	TPLC100C16MP13C	21.0	CF/CM/CU42D	950	29.6	23.2	15.50	12.75
YFE30B21S	YP9C080B12MP13C	17.5	CF/CM/CU30B	975	29.6	23.2	15.00	12.50
YFE30B21S	YP9C080B12MP13C	17.5	CF/CM/CU36B	975	29.8	23.4	15.25	12.50
YFE30B21S	YP9C080B12MP13C	17.5	CF42B	975	29.8	23.6	15.25	12.75
YFE30B21S	YP9C100C16MP13C	21.0	CF/CM/CU30C	1000	29.8	23.6	15.50	12.75
YFE30B21S	YP9C100C16MP13C	21.0	CF/CM/CU30D	975	29.8	23.6	15.50	12.75
YFE30B21S	YP9C100C16MP13C	21.0	CF/CM/CU36C	1000	30.0	23.8	15.50	12.75
YFE30B21S	YP9C100C16MP13C	21.0	CF/CM/CU36D	975	30.0	23.4	15.75	12.75
YFE30B21S	YP9C100C16MP13C	21.0	CF/CM/CU42C	1000	30.0	24.0	15.75	12.75
YFE30B21S	YP9C100C16MP13C	21.0	CF/CM/CU42D	975	30.0	23.8	15.75	13.00
YFE30B21S	YP9C100C20MP13C	21.0	CF/CM/CU30D	1100	29.8	24.6	15.00	12.50
YFE30B21S	YP9C100C20MP13C	21.0	CF/CM/CU36C	1100	30.0	24.6	15.25	12.50
YFE30B21S	YP9C100C20MP13C	21.0	CF/CM/CU36D	1100	30.0	24.6	15.00	12.50
YFE30B21S	YP9C100C20MP13C	21.0	CF/CM/CU42C	1100	30.0	24.8	15.00	12.50
YFE30B21S	YP9C100C20MP13C	21.0	CF/CM/CU42D	1100	30.0	24.8	15.25	12.50
YFE30B21S	YP9C120D20MP13C	24.5	CF/CM/CU36D	1050	30.0	24.2	15.75	13.25
YFE30B21S	YP9C120D20MP13C	24.5	CF/CM/CU42D	1050	30.0	24.4	15.50	12.75
YFE30B21S	YPLC060A12MP13C	14.5	CF/CM/CU30A	875	28.4	21.4	14.50	12.00
YFE30B21S	YPLC060A12MP13C	14.5	CF/CM36A	975	29.6	23.0	14.75	12.25
YFE30B21S	YPLC080B12MP13C	17.5	CF/CM/CU30B	900	28.6	21.8	14.50	12.20
YFE30B21S	YPLC080B12MP13C	17.5	CF/CM/CU36B	900	28.8	21.8	14.75	12.25
YFE30B21S	YPLC080B12MP13C	17.5	CF42B	900	28.6	22.0	14.75	12.25
YFE30B21S	YPLC080C16MP13C	21.0	CF/CM/CU30C	950	29.4	22.8	15.25	12.50
YFE30B21S	YPLC080C16MP13C	21.0	CF/CM/CU30D	950	29.4	22.8	15.25	12.75
YFE30B21S	YPLC080C16MP13C	21.0	CF/CM/CU36C	950	29.6	22.8	15.50	12.75
YFE30B21S	YPLC080C16MP13C	21.0	CF/CM/CU36D	950	29.6	22.8	15.50	12.75
YFE30B21S	YPLC080C16MP13C	21.0	CF/CM/CU42C	950	29.6	23.2	15.50	12.75
YFE30B21S	YPLC080C16MP13C	21.0	CF/CM/CU42D	950	29.6	23.2	15.50	12.75
YFE30B21S	YPLC100C16MP13C	21.0	CF/CM/CU30C	950	29.4	22.8	15.25	12.50
YFE30B21S	YPLC100C16MP13C	21.0	CF/CM/CU30D	950	29.4	22.8	15.25	12.75
YFE30B21S	YPLC100C16MP13C	21.0	CF/CM/CU36C	950	29.6	22.8	15.50	12.75
YFE30B21S	YPLC100C16MP13C	21.0	CF/CM/CU36D	950	29.6	22.8	15.50	12.75
YFE30B21S	YPLC100C16MP13C	21.0	CF/CM/CU42C	950	29.6	23.2	15.50	12.75
YFE30B21S	YPLC100C16MP13C	21.0	CF/CM/CU42D	950	29.6	23.2	15.50	12.75
YFE36B21S	TM8V080C16MP12C	21.0	CF/CM/CU36C	1150	36.0	27.6	15.00	12.50
YFE36B21S	TM8V080C16MP12C	21.0	CF/CM/CU36D	1150	36.0	27.6	14.75	12.50
YFE36B21S	TM8V080C16MP12C	21.0	CF/CM/CU42C	1150	36.0	28.0	14.75	12.25
YFE36B21S	TM8V080C16MP12C	21.0	CF/CM/CU42D	1150	36.0	28.0	15.00	12.50
YFE36B21S	TM8V080C16MP12C	21.0	CF/CM/CU48C	1150	36.0	27.8	15.00	12.50
YFE36B21S	TM8V080C16MP12C	21.0	CF/CM/CU48D	1150	36.0	27.8	15.00	12.50
YFE36B21S	TM8V100C16MP12C	21.0	CF/CM/CU36C	1150	36.0	27.6	15.00	12.50
YFE36B21S	TM8V100C16MP12C	21.0	CF/CM/CU36D	1150	36.0	27.6	14.75	12.50
YFE36B21S	TM8V100C16MP12C	21.0	CF/CM/CU42C	1150	36.0	28.0	14.75	12.25
YFE36B21S	TM8V100C16MP12C	21.0	CF/CM/CU42D	1150	36.0	28.0	15.00	12.50
YFE36B21S	TM8V100C16MP12C	21.0	CF/CM/CU48C	1150	36.0	27.8	15.00	12.50
YFE36B21S	TM8V100C16MP12C	21.0	CF/CM/CU48D	1150	36.0	27.8	15.00	12.50
YFE36B21S	TM8V100C20MP12C	21.0	CF/CM/CU36C	1150	36.0	27.6	14.75	12.25
YFE36B21S	TM8V100C20MP12C	21.0	CF/CM/CU36D	1150	36.0	27.6	15.00	12.50

COOLING CAPACITY - With High Efficiency Motor Furnaces¹ (Continued)

UNIT MODEL	FURNACE		COIL MODEL ²	COOLING				
	MODEL	WIDTH		RATED CFM	NET MBH		SEER	EER
					TOTAL	SENS.		
YFE36B21S	TM8V100C20MP12C	21.0	CF/CM/CU42C	1150	36.0	27.8	15.00	12.25
YFE36B21S	TM8V100C20MP12C	21.0	CF/CM/CU42D	1150	36.0	27.8	15.25	12.75
YFE36B21S	TM8V100C20MP12C	21.0	CF/CM/CU48C	1150	36.0	27.8	15.25	12.50
YFE36B21S	TM8V100C20MP12C	21.0	CF/CM/CU48D	1150	36.0	27.8	15.50	13.00
YFE36B21S	TM8V120C20MP12C	21.0	CF/CM/CU36C	1150	36.0	27.6	14.75	12.25
YFE36B21S	TM8V120C20MP12C	21.0	CF/CM/CU36D	1150	36.0	27.6	15.00	12.50
YFE36B21S	TM8V120C20MP12C	21.0	CF/CM/CU42C	1150	36.0	27.8	15.00	12.25
YFE36B21S	TM8V120C20MP12C	21.0	CF/CM/CU42D	1150	36.0	27.8	15.25	12.75
YFE36B21S	TM8V120C20MP12C	21.0	CF/CM/CU48C	1150	36.0	27.8	15.25	12.50
YFE36B21S	TM8V120C20MP12C	21.0	CF/CM/CU48D	1150	36.0	27.8	15.50	13.00
YFE36B21S	TM8X060A12MP11	14.5	CF/CM36A	1075	34.8	26.0	14.00	11.75
YFE36B21S	TM8X080B12MP11	17.5	CF/CM/CU36B	975	34.2	24.8	14.50	12.00
YFE36B21S	TM8X080B12MP11	17.5	CF42B	1150	35.8	27.8	14.50	12.25
YFE36B21S	TM8X080C16MP11	21.0	CF/CM/CU36C	1150	36.0	27.6	15.00	12.50
YFE36B21S	TM8X080C16MP11	21.0	CF/CM/CU36D	1175	36.0	27.8	15.00	12.50
YFE36B21S	TM8X080C16MP11	21.0	CF/CM/CU42C	1150	36.0	28.0	15.00	12.50
YFE36B21S	TM8X080C16MP11	21.0	CF/CM/CU42D	1175	36.0	28.0	15.25	12.50
YFE36B21S	TM8X080C16MP11	21.0	CF/CM/CU48C	1150	36.0	27.8	15.00	12.50
YFE36B21S	TM8X080C16MP11	21.0	CF/CM/CU48D	1150	36.0	27.8	15.25	12.75
YFE36B21S	TM8X100C16MP11	21.0	CF/CM/CU36C	1150	36.0	27.6	15.00	12.50
YFE36B21S	TM8X100C16MP11	21.0	CF/CM/CU36D	1175	36.0	27.8	15.00	12.50
YFE36B21S	TM8X100C16MP11	21.0	CF/CM/CU42C	1150	36.0	28.0	15.00	12.50
YFE36B21S	TM8X100C16MP11	21.0	CF/CM/CU42D	1175	36.0	28.0	15.25	12.50
YFE36B21S	TM8X100C16MP11	21.0	CF/CM/CU48C	1150	36.0	27.8	15.00	12.50
YFE36B21S	TM8X100C16MP11	21.0	CF/CM/CU48D	1150	36.0	27.8	15.25	12.75
YFE36B21S	TM8X100C20MP11	21.0	CF/CM/CU36C	1225	36.0	28.4	15.00	12.50
YFE36B21S	TM8X100C20MP11	21.0	CF/CM/CU36D	1250	36.0	28.6	15.00	12.50
YFE36B21S	TM8X100C20MP11	21.0	CF/CM/CU42C	1225	36.0	28.6	15.25	12.50
YFE36B21S	TM8X100C20MP11	21.0	CF/CM/CU42D	1000	34.8	25.4	15.25	12.50
YFE36B21S	TM8X100C20MP11	21.0	CF/CM/CU48C	1225	36.0	28.4	15.25	12.50
YFE36B21S	TM8X100C20MP11	21.0	CF/CM/CU48D	1250	36.0	28.6	14.75	12.25
YFE36B21S	TM8X120C20MP11	21.0	CF/CM/CU36C	1225	36.0	28.4	15.00	12.50
YFE36B21S	TM8X120C20MP11	21.0	CF/CM/CU36D	1250	36.0	28.6	15.00	12.50
YFE36B21S	TM8X120C20MP11	21.0	CF/CM/CU42C	1225	36.0	28.6	15.25	12.50
YFE36B21S	TM8X120C20MP11	21.0	CF/CM/CU42D	1000	34.8	25.4	15.25	12.50
YFE36B21S	TM8X120C20MP11	21.0	CF/CM/CU48C	1225	36.0	28.4	15.25	12.50
YFE36B21S	TM8X120C20MP11	21.0	CF/CM/CU48D	1250	36.0	28.6	14.75	12.25
YFE36B21S	TM8Y060A12MP11	14.5	CF/CM36A	1075	34.8	26.0	14.00	11.75
YFE36B21S	TM8Y080B12MP11	17.5	CF/CM/CU36B	975	34.2	24.8	14.50	12.00
YFE36B21S	TM8Y080B12MP11	17.5	CF42B	1150	35.8	27.8	14.50	12.25
YFE36B21S	TM8Y080C16MP11	21.0	CF/CM/CU36C	1150	36.0	27.6	15.00	12.50
YFE36B21S	TM8Y080C16MP11	21.0	CF/CM/CU36D	1175	36.0	27.8	15.00	12.50
YFE36B21S	TM8Y080C16MP11	21.0	CF/CM/CU42C	1150	36.0	28.0	15.00	12.50
YFE36B21S	TM8Y080C16MP11	21.0	CF/CM/CU42D	1175	36.0	28.0	15.25	12.50
YFE36B21S	TM8Y080C16MP11	21.0	CF/CM/CU48C	1150	36.0	27.8	15.00	12.50
YFE36B21S	TM8Y080C16MP11	21.0	CF/CM/CU48D	1150	36.0	27.8	15.25	12.75
YFE36B21S	TM8Y100C16MP11	21.0	CF/CM/CU36C	1150	36.0	27.6	15.00	12.50
YFE36B21S	TM8Y100C16MP11	21.0	CF/CM/CU36D	1175	36.0	27.8	15.00	12.50
YFE36B21S	TM8Y100C16MP11	21.0	CF/CM/CU42C	1150	36.0	28.0	15.00	12.50
YFE36B21S	TM8Y100C16MP11	21.0	CF/CM/CU42D	1175	36.0	28.0	15.25	12.50
YFE36B21S	TM8Y100C16MP11	21.0	CF/CM/CU48C	1150	36.0	27.8	15.00	12.50

COOLING CAPACITY - With High Efficiency Motor Furnaces¹ (Continued)

UNIT MODEL	FURNACE		COIL MODEL ²	COOLING				
	MODEL	WIDTH		RATED CFM	NET MBH		SEER	EER
					TOTAL	SENS.		
YFE36B21S	TM8Y100C16MP11	21.0	CF/CM/CU48D	1150	36.0	27.8	15.25	12.75
YFE36B21S	TM8Y100C20MP11	21.0	CF/CM/CU36C	1225	36.0	28.4	15.00	12.50
YFE36B21S	TM8Y100C20MP11	21.0	CF/CM/CU36D	1250	36.0	28.6	15.00	12.50
YFE36B21S	TM8Y100C20MP11	21.0	CF/CM/CU42C	1225	36.0	28.6	15.25	12.50
YFE36B21S	TM8Y100C20MP11	21.0	CF/CM/CU42D	1000	34.8	25.4	15.25	12.50
YFE36B21S	TM8Y100C20MP11	21.0	CF/CM/CU48C	1225	36.0	28.4	15.25	12.50
YFE36B21S	TM8Y100C20MP11	21.0	CF/CM/CU48D	1250	36.0	28.6	14.75	12.25
YFE36B21S	TM8Y120C20MP11	21.0	CF/CM/CU36C	1225	36.0	28.4	15.00	12.50
YFE36B21S	TM8Y120C20MP11	21.0	CF/CM/CU36D	1250	36.0	28.6	15.00	12.50
YFE36B21S	TM8Y120C20MP11	21.0	CF/CM/CU42C	1225	36.0	28.6	15.25	12.50
YFE36B21S	TM8Y120C20MP11	21.0	CF/CM/CU42D	1000	34.8	25.4	15.25	12.50
YFE36B21S	TM8Y120C20MP11	21.0	CF/CM/CU48C	1225	36.0	28.4	15.25	12.50
YFE36B21S	TM8Y120C20MP11	21.0	CF/CM/CU48D	1250	36.0	28.6	14.75	12.25
YFE36B21S	TM9E080B12MP11	17.5	CF/CM/CU36B	1150	35.8	27.4	14.25	12.00
YFE36B21S	TM9E080B12MP11	17.5	CF42B	975	34.4	24.8	14.50	12.25
YFE36B21S	TM9E100C16MP11	21.0	CF/CM/CU36C	1150	36.0	27.6	15.00	12.50
YFE36B21S	TM9E100C16MP11	21.0	CF/CM/CU36D	1175	36.0	28.0	15.00	12.50
YFE36B21S	TM9E100C16MP11	21.0	CF/CM/CU42C	1150	36.0	27.8	15.00	12.50
YFE36B21S	TM9E100C16MP11	21.0	CF/CM/CU42D	1175	36.0	28.0	15.00	12.50
YFE36B21S	TM9E100C16MP11	21.0	CF/CM/CU48C	1150	36.0	27.8	15.25	12.50
YFE36B21S	TM9E100C16MP11	21.0	CF/CM/CU48D	1175	36.0	28.0	15.25	12.50
YFE36B21S	TM9E100C20MP11	21.0	CF/CM/CU36C	1175	36.0	28.0	15.00	12.50
YFE36B21S	TM9E100C20MP11	21.0	CF/CM/CU36D	1200	36.0	28.2	15.00	12.50
YFE36B21S	TM9E100C20MP11	21.0	CF/CM/CU42C	1175	36.0	28.0	15.00	12.50
YFE36B21S	TM9E100C20MP11	21.0	CF/CM/CU42D	1200	36.0	28.4	15.00	12.50
YFE36B21S	TM9E100C20MP11	21.0	CF/CM/CU48C	1175	36.0	28.0	15.25	12.50
YFE36B21S	TM9E100C20MP11	21.0	CF/CM/CU48D	1200	36.0	28.2	15.25	12.75
YFE36B21S	TM9E120D20MP11	24.5	CF/CM/CU36D	1250	36.0	28.6	15.00	12.50
YFE36B21S	TM9E120D20MP11	24.5	CF/CM/CU42D	1250	36.0	28.8	15.00	12.50
YFE36B21S	TM9E120D20MP11	24.5	CF/CM/CU48D	1250	36.0	28.6	15.25	12.50
YFE36B21S	TM9V080B12MP12C	17.5	CF/CM/CU36B	1050	34.8	25.8	14.25	12.00
YFE36B21S	TM9V080B12MP12C	17.5	CF42B	1100	35.6	26.8	14.50	12.25
YFE36B21S	TM9V100C16MP12C	21.0	CF/CM/CU36C	1175	36.0	28.0	15.00	12.50
YFE36B21S	TM9V100C16MP12C	21.0	CF/CM/CU36D	1175	36.0	27.8	14.75	12.50
YFE36B21S	TM9V100C16MP12C	21.0	CF/CM/CU42C	1175	36.0	28.0	15.00	12.50
YFE36B21S	TM9V100C16MP12C	21.0	CF/CM/CU42D	1175	36.0	28.0	15.00	12.50
YFE36B21S	TM9V100C16MP12C	21.0	CF/CM/CU48C	1175	36.0	28.0	15.00	12.25
YFE36B21S	TM9V100C16MP12C	21.0	CF/CM/CU48D	1175	36.0	28.0	15.25	12.50
YFE36B21S	TM9V100C20MP12C	21.0	CF/CM/CU36C	1100	35.6	26.8	14.75	12.25
YFE36B21S	TM9V100C20MP12C	21.0	CF/CM/CU36D	1100	35.6	26.8	14.75	12.25
YFE36B21S	TM9V100C20MP12C	21.0	CF/CM/CU42C	1100	35.8	27.0	14.75	12.25
YFE36B21S	TM9V100C20MP12C	21.0	CF/CM/CU42D	1100	35.8	27.0	14.75	12.50
YFE36B21S	TM9V100C20MP12C	21.0	CF/CM/CU48C	1100	36.0	27.2	14.75	12.25
YFE36B21S	TM9V100C20MP12C	21.0	CF/CM/CU48D	1225	36.0	28.4	15.00	12.50
YFE36B21S	TM9V120D20MP12C	24.5	CF/CM/CU36D	1200	36.0	28.2	15.25	12.75
YFE36B21S	TM9V120D20MP12C	24.5	CF/CM/CU42D	1200	36.0	28.4	15.00	12.50
YFE36B21S	TM9V120D20MP12C	24.5	CF/CM/CU48D	1200	36.0	28.2	15.00	12.50
YFE36B21S	TM9Y080B12MP11	17.5	CF/CM/CU36B	1150	35.8	27.4	14.25	12.00
YFE36B21S	TM9Y080B12MP11	17.5	CF42B	975	34.4	24.8	14.50	12.25
YFE36B21S	TM9Y100C16MP11	21.0	CF/CM/CU36C	1150	36.0	27.6	15.00	12.50
YFE36B21S	TM9Y100C16MP11	21.0	CF/CM/CU36D	1175	36.0	28.0	15.00	12.50

COOLING CAPACITY - With High Efficiency Motor Furnaces¹ (Continued)

UNIT MODEL	FURNACE		COIL MODEL ²	COOLING				
	MODEL	WIDTH		RATED CFM	NET MBH		SEER	EER
					TOTAL	SENS.		
YFE36B21S	TM9Y100C16MP11	21.0	CF/CM/CU42C	1150	36.0	27.8	15.00	12.50
YFE36B21S	TM9Y100C16MP11	21.0	CF/CM/CU42D	1175	36.0	28.0	15.00	12.50
YFE36B21S	TM9Y100C16MP11	21.0	CF/CM/CU48C	1150	36.0	27.8	15.25	12.50
YFE36B21S	TM9Y100C16MP11	21.0	CF/CM/CU48D	1175	36.0	28.0	15.25	12.50
YFE36B21S	TM9Y100C20MP11	21.0	CF/CM/CU36C	1175	36.0	28.0	15.00	12.50
YFE36B21S	TM9Y100C20MP11	21.0	CF/CM/CU36D	1200	36.0	28.2	15.00	12.50
YFE36B21S	TM9Y100C20MP11	21.0	CF/CM/CU42C	1175	36.0	28.0	15.00	12.50
YFE36B21S	TM9Y100C20MP11	21.0	CF/CM/CU42D	1200	36.0	28.4	15.00	12.50
YFE36B21S	TM9Y100C20MP11	21.0	CF/CM/CU48C	1175	36.0	28.0	15.25	12.50
YFE36B21S	TM9Y100C20MP11	21.0	CF/CM/CU48D	1200	36.0	28.2	15.25	12.75
YFE36B21S	TM9Y120D20MP11	24.5	CF/CM/CU36D	1250	36.0	28.6	15.00	12.50
YFE36B21S	TM9Y120D20MP11	24.5	CF/CM/CU42D	1250	36.0	28.8	15.00	12.50
YFE36B21S	TM9Y120D20MP11	24.5	CF/CM/CU48D	1250	36.0	28.6	15.25	12.50
YFE36B21S	TMLV080C16MP12C	21.0	CF/CM/CU36C	1150	36.0	27.6	15.00	12.50
YFE36B21S	TMLV080C16MP12C	21.0	CF/CM/CU36D	1150	36.0	27.6	14.75	12.50
YFE36B21S	TMLV080C16MP12C	21.0	CF/CM/CU42C	1150	36.0	28.0	14.75	12.25
YFE36B21S	TMLV080C16MP12C	21.0	CF/CM/CU42D	1150	36.0	28.0	15.00	12.50
YFE36B21S	TMLV080C16MP12C	21.0	CF/CM/CU48C	1150	36.0	27.8	15.00	12.50
YFE36B21S	TMLV080C16MP12C	21.0	CF/CM/CU48D	1150	36.0	27.8	15.00	12.50
YFE36B21S	TMLV100C16MP12C	21.0	CF/CM/CU36C	1150	36.0	27.6	15.00	12.50
YFE36B21S	TMLV100C16MP12C	21.0	CF/CM/CU36D	1150	36.0	27.6	14.75	12.50
YFE36B21S	TMLV100C16MP12C	21.0	CF/CM/CU42C	1150	36.0	28.0	14.75	12.25
YFE36B21S	TMLV100C16MP12C	21.0	CF/CM/CU42D	1150	36.0	28.0	15.00	12.50
YFE36B21S	TMLV100C16MP12C	21.0	CF/CM/CU48C	1150	36.0	27.8	15.00	12.50
YFE36B21S	TMLV100C16MP12C	21.0	CF/CM/CU48D	1150	36.0	27.8	15.00	12.50
YFE36B21S	TMLV100C20MP12C	21.0	CF/CM/CU36C	1150	36.0	27.6	14.75	12.25
YFE36B21S	TMLV100C20MP12C	21.0	CF/CM/CU36D	1150	36.0	27.6	15.00	12.50
YFE36B21S	TMLV100C20MP12C	21.0	CF/CM/CU42C	1150	36.0	27.8	15.00	12.25
YFE36B21S	TMLV100C20MP12C	21.0	CF/CM/CU42D	1150	36.0	27.8	15.25	12.75
YFE36B21S	TMLV100C20MP12C	21.0	CF/CM/CU48C	1150	36.0	27.8	15.25	12.50
YFE36B21S	TMLV100C20MP12C	21.0	CF/CM/CU48D	1150	36.0	27.8	15.50	13.00
YFE36B21S	TMLV120C20MP12C	21.0	CF/CM/CU36C	1150	36.0	27.6	14.75	12.25
YFE36B21S	TMLV120C20MP12C	21.0	CF/CM/CU36D	1150	36.0	27.6	15.00	12.50
YFE36B21S	TMLV120C20MP12C	21.0	CF/CM/CU42C	1150	36.0	27.8	15.00	12.25
YFE36B21S	TMLV120C20MP12C	21.0	CF/CM/CU42D	1150	36.0	27.8	15.25	12.75
YFE36B21S	TMLV120C20MP12C	21.0	CF/CM/CU48C	1150	36.0	27.8	15.25	12.50
YFE36B21S	TMLV120C20MP12C	21.0	CF/CM/CU48D	1150	36.0	27.8	15.50	13.00
YFE36B21S	TMLX060A12MP11	14.5	CF/CM36A	1075	34.8	26.0	14.00	11.75
YFE36B21S	TMLX080B12MP11	17.5	CF/CM/CU36B	975	34.2	24.8	14.50	12.00
YFE36B21S	TMLX080B12MP11	17.5	CF42B	1150	35.8	27.8	14.50	12.25
YFE36B21S	TMLX080C16MP11	21.0	CF/CM/CU36C	1150	36.0	27.6	15.00	12.50
YFE36B21S	TMLX080C16MP11	21.0	CF/CM/CU36D	1175	36.0	27.8	15.00	12.50
YFE36B21S	TMLX080C16MP11	21.0	CF/CM/CU42C	1150	36.0	28.0	15.00	12.50
YFE36B21S	TMLX080C16MP11	21.0	CF/CM/CU42D	1175	36.0	28.0	15.25	12.50
YFE36B21S	TMLX080C16MP11	21.0	CF/CM/CU48C	1150	36.0	27.8	15.00	12.50
YFE36B21S	TMLX080C16MP11	21.0	CF/CM/CU48D	1150	36.0	27.8	15.25	12.75
YFE36B21S	TMLX100C16MP11	21.0	CF/CM/CU36C	1150	36.0	27.6	15.00	12.50
YFE36B21S	TMLX100C16MP11	21.0	CF/CM/CU36D	1175	36.0	27.8	15.00	12.50
YFE36B21S	TMLX100C16MP11	21.0	CF/CM/CU42C	1150	36.0	28.0	15.00	12.50
YFE36B21S	TMLX100C16MP11	21.0	CF/CM/CU42D	1175	36.0	28.0	15.25	12.50
YFE36B21S	TMLX100C16MP11	21.0	CF/CM/CU48C	1150	36.0	27.8	15.00	12.50

COOLING CAPACITY - With High Efficiency Motor Furnaces¹ (Continued)

UNIT MODEL	FURNACE		COIL MODEL ²	COOLING				
	MODEL	WIDTH		RATED CFM	NET MBH		SEER	EER
					TOTAL	SENS.		
YFE36B21S	TMLX100C16MP11	21.0	CF/CM/CU48D	1150	36.0	27.8	15.25	12.75
YFE36B21S	TMLX100C20MP11	21.0	CF/CM/CU36C	1225	36.0	28.4	15.00	12.50
YFE36B21S	TMLX100C20MP11	21.0	CF/CM/CU36D	1250	36.0	28.6	15.00	12.50
YFE36B21S	TMLX100C20MP11	21.0	CF/CM/CU42C	1225	36.0	28.6	15.25	12.50
YFE36B21S	TMLX100C20MP11	21.0	CF/CM/CU42D	1000	34.8	25.4	15.25	12.50
YFE36B21S	TMLX100C20MP11	21.0	CF/CM/CU48C	1225	36.0	28.4	15.25	12.50
YFE36B21S	TMLX100C20MP11	21.0	CF/CM/CU48D	1250	36.0	28.6	14.75	12.25
YFE36B21S	TMLX120C20MP11	21.0	CF/CM/CU36C	1225	36.0	28.4	15.00	12.50
YFE36B21S	TMLX120C20MP11	21.0	CF/CM/CU36D	1250	36.0	28.6	15.00	12.50
YFE36B21S	TMLX120C20MP11	21.0	CF/CM/CU42C	1225	36.0	28.6	15.25	12.50
YFE36B21S	TMLX120C20MP11	21.0	CF/CM/CU42D	1000	34.8	25.4	15.25	12.50
YFE36B21S	TMLX120C20MP11	21.0	CF/CM/CU48C	1225	36.0	28.4	15.25	12.50
YFE36B21S	TMLX120C20MP11	21.0	CF/CM/CU48D	1250	36.0	28.6	14.75	12.25
YFE36B21S	TP9C080B12MP13C	17.5	CF/CM/CU36B	1050	34.8	25.8	14.25	12.00
YFE36B21S	TP9C080B12MP13C	17.5	CF42B	1100	35.6	26.8	14.50	12.25
YFE36B21S	TP9C100C16MP13C	21.0	CF/CM/CU36C	1175	36.0	28.0	15.00	12.50
YFE36B21S	TP9C100C16MP13C	21.0	CF/CM/CU36D	1175	36.0	27.8	14.75	12.50
YFE36B21S	TP9C100C16MP13C	21.0	CF/CM/CU42C	1175	36.0	28.0	15.00	12.50
YFE36B21S	TP9C100C16MP13C	21.0	CF/CM/CU42D	1175	36.0	28.0	15.00	12.50
YFE36B21S	TP9C100C16MP13C	21.0	CF/CM/CU48C	1175	36.0	28.0	15.00	12.25
YFE36B21S	TP9C100C16MP13C	21.0	CF/CM/CU48D	1175	36.0	28.0	15.25	12.50
YFE36B21S	TP9C100C20MP13C	21.0	CF/CM/CU36C	1100	35.6	26.8	14.75	12.25
YFE36B21S	TP9C100C20MP13C	21.0	CF/CM/CU36D	1100	35.6	26.8	14.75	12.25
YFE36B21S	TP9C100C20MP13C	21.0	CF/CM/CU42C	1100	35.8	27.0	14.75	12.25
YFE36B21S	TP9C100C20MP13C	21.0	CF/CM/CU42D	1100	35.8	27.0	14.75	12.50
YFE36B21S	TP9C100C20MP13C	21.0	CF/CM/CU48C	1100	36.0	27.2	14.75	12.25
YFE36B21S	TP9C100C20MP13C	21.0	CF/CM/CU48D	1225	36.0	28.4	15.00	12.50
YFE36B21S	TP9C120D20MP13C	24.5	CF/CM/CU36D	1200	36.0	28.2	15.25	12.75
YFE36B21S	TP9C120D20MP13C	24.5	CF/CM/CU42D	1200	36.0	28.4	15.00	12.50
YFE36B21S	TP9C120D20MP13C	24.5	CF/CM/CU48D	1200	36.0	28.2	15.00	12.50
YFE36B21S	TPLC080C16MP13C	21.0	CF/CM/CU36C	1150	36.0	27.6	15.00	12.50
YFE36B21S	TPLC080C16MP13C	21.0	CF/CM/CU36D	1150	36.0	27.6	14.75	12.50
YFE36B21S	TPLC080C16MP13C	21.0	CF/CM/CU42C	1150	36.0	28.0	14.75	12.25
YFE36B21S	TPLC080C16MP13C	21.0	CF/CM/CU42D	1150	36.0	28.0	15.00	12.50
YFE36B21S	TPLC080C16MP13C	21.0	CF/CM/CU48C	1150	36.0	27.8	15.00	12.50
YFE36B21S	TPLC080C16MP13C	21.0	CF/CM/CU48D	1150	36.0	27.8	15.00	12.50
YFE36B21S	TPLC100C16MP13C	21.0	CF/CM/CU36C	1150	36.0	27.6	15.00	12.50
YFE36B21S	TPLC100C16MP13C	21.0	CF/CM/CU36D	1150	36.0	27.6	14.75	12.50
YFE36B21S	TPLC100C16MP13C	21.0	CF/CM/CU42C	1150	36.0	28.0	14.75	12.25
YFE36B21S	TPLC100C16MP13C	21.0	CF/CM/CU42D	1150	36.0	28.0	15.00	12.50
YFE36B21S	TPLC100C16MP13C	21.0	CF/CM/CU48C	1150	36.0	27.8	15.00	12.50
YFE36B21S	TPLC100C16MP13C	21.0	CF/CM/CU48D	1150	36.0	27.8	15.00	12.50
YFE36B21S	TPLC100C20MP13C	21.0	CF/CM/CU36C	1150	36.0	27.6	14.75	12.25
YFE36B21S	TPLC100C20MP13C	21.0	CF/CM/CU36D	1150	36.0	27.6	15.00	12.50
YFE36B21S	TPLC100C20MP13C	21.0	CF/CM/CU42C	1150	36.0	27.8	15.00	12.25
YFE36B21S	TPLC100C20MP13C	21.0	CF/CM/CU42D	1150	36.0	27.8	15.25	12.75
YFE36B21S	TPLC100C20MP13C	21.0	CF/CM/CU48C	1150	36.0	27.8	15.25	12.50
YFE36B21S	TPLC100C20MP13C	21.0	CF/CM/CU48D	1150	36.0	27.8	15.50	13.00
YFE36B21S	TPLC120C20MP13C	21.0	CF/CM/CU36C	1150	36.0	27.6	14.75	12.25
YFE36B21S	TPLC120C20MP13C	21.0	CF/CM/CU36D	1150	36.0	27.6	15.00	12.50
YFE36B21S	TPLC120C20MP13C	21.0	CF/CM/CU42C	1150	36.0	27.8	15.00	12.25

COOLING CAPACITY - With High Efficiency Motor Furnaces¹ (Continued)

UNIT MODEL	FURNACE		COIL MODEL ²	COOLING				
	MODEL	WIDTH		RATED CFM	NET MBH		SEER	EER
					TOTAL	SENS.		
YFE36B21S	TPLC120C20MP13C	21.0	CF/CM/CU42D	1150	36.0	27.8	15.25	12.75
YFE36B21S	TPLC120C20MP13C	21.0	CF/CM/CU48C	1150	36.0	27.8	15.25	12.50
YFE36B21S	TPLC120C20MP13C	21.0	CF/CM/CU48D	1150	36.0	27.8	15.50	13.00
YFE36B21S	YP9C080B12MP13C	17.5	CF/CM/CU36B	1050	34.8	25.8	14.25	12.00
YFE36B21S	YP9C080B12MP13C	17.5	CF42B	1100	35.6	26.8	14.50	12.25
YFE36B21S	YP9C100C16MP13C	21.0	CF/CM/CU36C	1175	36.0	28.0	15.00	12.50
YFE36B21S	YP9C100C16MP13C	21.0	CF/CM/CU36D	1175	36.0	27.8	14.75	12.50
YFE36B21S	YP9C100C16MP13C	21.0	CF/CM/CU42C	1175	36.0	28.0	15.00	12.50
YFE36B21S	YP9C100C16MP13C	21.0	CF/CM/CU42D	1175	36.0	28.0	15.00	12.50
YFE36B21S	YP9C100C16MP13C	21.0	CF/CM/CU48C	1175	36.0	28.0	15.00	12.25
YFE36B21S	YP9C100C16MP13C	21.0	CF/CM/CU48D	1175	36.0	28.0	15.25	12.50
YFE36B21S	YP9C100C20MP13C	21.0	CF/CM/CU36C	1100	35.6	26.8	14.75	12.25
YFE36B21S	YP9C100C20MP13C	21.0	CF/CM/CU36D	1100	35.6	26.8	14.75	12.25
YFE36B21S	YP9C100C20MP13C	21.0	CF/CM/CU42C	1100	35.8	27.0	14.75	12.25
YFE36B21S	YP9C100C20MP13C	21.0	CF/CM/CU42D	1100	35.8	27.0	14.75	12.50
YFE36B21S	YP9C100C20MP13C	21.0	CF/CM/CU48C	1100	36.0	27.2	14.75	12.25
YFE36B21S	YP9C100C20MP13C	21.0	CF/CM/CU48D	1225	36.0	28.4	15.00	12.50
YFE36B21S	YP9C120D20MP13C	24.5	CF/CM/CU36D	1200	36.0	28.2	15.25	12.75
YFE36B21S	YP9C120D20MP13C	24.5	CF/CM/CU42D	1200	36.0	28.4	15.00	12.50
YFE36B21S	YP9C120D20MP13C	24.5	CF/CM/CU48D	1200	36.0	28.2	15.00	12.50
YFE36B21S	YPLC080C16MP13C	21.0	CF/CM/CU36C	1150	36.0	27.6	15.00	12.50
YFE36B21S	YPLC080C16MP13C	21.0	CF/CM/CU36D	1150	36.0	27.6	14.75	12.50
YFE36B21S	YPLC080C16MP13C	21.0	CF/CM/CU42C	1150	36.0	28.0	14.75	12.25
YFE36B21S	YPLC080C16MP13C	21.0	CF/CM/CU42D	1150	36.0	28.0	15.00	12.50
YFE36B21S	YPLC080C16MP13C	21.0	CF/CM/CU48C	1150	36.0	27.8	15.00	12.50
YFE36B21S	YPLC080C16MP13C	21.0	CF/CM/CU48D	1150	36.0	27.8	15.00	12.50
YFE36B21S	YPLC100C16MP13C	21.0	CF/CM/CU36C	1150	36.0	27.6	15.00	12.50
YFE36B21S	YPLC100C16MP13C	21.0	CF/CM/CU36D	1150	36.0	27.6	14.75	12.50
YFE36B21S	YPLC100C16MP13C	21.0	CF/CM/CU42C	1150	36.0	28.0	14.75	12.25
YFE36B21S	YPLC100C16MP13C	21.0	CF/CM/CU42D	1150	36.0	28.0	15.00	12.50
YFE36B21S	YPLC100C16MP13C	21.0	CF/CM/CU48C	1150	36.0	27.8	15.00	12.50
YFE36B21S	YPLC100C16MP13C	21.0	CF/CM/CU48D	1150	36.0	27.8	15.00	12.50
YFE36B21S	YPLC100C20MP13C	21.0	CF/CM/CU36C	1150	36.0	27.6	14.75	12.25
YFE36B21S	YPLC100C20MP13C	21.0	CF/CM/CU36D	1150	36.0	27.6	15.00	12.50
YFE36B21S	YPLC100C20MP13C	21.0	CF/CM/CU42C	1150	36.0	27.8	15.00	12.25
YFE36B21S	YPLC100C20MP13C	21.0	CF/CM/CU42D	1150	36.0	27.8	15.25	12.75
YFE36B21S	YPLC100C20MP13C	21.0	CF/CM/CU48C	1150	36.0	27.8	15.25	12.50
YFE36B21S	YPLC100C20MP13C	21.0	CF/CM/CU48D	1150	36.0	27.8	15.50	13.00
YFE36B21S	YPLC120C20MP13C	21.0	CF/CM/CU36C	1150	36.0	27.6	14.75	12.25
YFE36B21S	YPLC120C20MP13C	21.0	CF/CM/CU36D	1150	36.0	27.6	15.00	12.50
YFE36B21S	YPLC120C20MP13C	21.0	CF/CM/CU42C	1150	36.0	27.8	15.00	12.25
YFE36B21S	YPLC120C20MP13C	21.0	CF/CM/CU42D	1150	36.0	27.8	15.25	12.75
YFE36B21S	YPLC120C20MP13C	21.0	CF/CM/CU48C	1150	36.0	27.8	15.25	12.50
YFE36B21S	YPLC120C20MP13C	21.0	CF/CM/CU48D	1150	36.0	27.8	15.50	13.00
YFE42B21S	TM8V080C16MP12C	21.0	CF/CM/CU42C	1200	39.5	29.4	14.50	12.50
YFE42B21S	TM8V080C16MP12C	21.0	CF/CM/CU42D	1200	39.5	29.4	14.75	13.00
YFE42B21S	TM8V080C16MP12C	21.0	CF/CM/CU48C	1200	40.0	29.4	14.75	12.50
YFE42B21S	TM8V080C16MP12C	21.0	CF/CM/CU48D	1200	40.0	29.4	14.75	12.50
YFE42B21S	TM8V080C16MP12C	21.0	CF/CM/CU60C	1200	40.0	29.8	14.75	12.50
YFE42B21S	TM8V080C16MP12C	21.0	CF/CM/CU60D	1200	40.0	29.8	15.00	13.00
YFE42B21S	TM8V080C16MP12C	21.0	CF/CM64D	1275	40.5	31.0	15.25	12.75

COOLING CAPACITY - With High Efficiency Motor Furnaces¹ (Continued)

UNIT MODEL	FURNACE		COIL MODEL ²	COOLING				
	MODEL	WIDTH		RATED CFM	NET MBH		SEER	EER
					TOTAL	SENS.		
YFE42B21S	TM8V100C16MP12C	21.0	CF/CM/CU42C	1200	39.5	29.4	14.50	12.50
YFE42B21S	TM8V100C16MP12C	21.0	CF/CM/CU42D	1200	39.5	29.4	14.75	13.00
YFE42B21S	TM8V100C16MP12C	21.0	CF/CM/CU48C	1200	40.0	29.4	14.75	12.50
YFE42B21S	TM8V100C16MP12C	21.0	CF/CM/CU48D	1200	40.0	29.4	14.75	12.50
YFE42B21S	TM8V100C16MP12C	21.0	CF/CM/CU60C	1200	40.0	29.8	14.75	12.50
YFE42B21S	TM8V100C16MP12C	21.0	CF/CM/CU60D	1200	40.0	29.8	15.00	13.00
YFE42B21S	TM8V100C16MP12C	21.0	CF/CM64D	1275	40.5	31.0	15.25	12.75
YFE42B21S	TM8V100C20MP12C	21.0	CF/CM/CU42C	1325	40.5	31.4	15.00	12.50
YFE42B21S	TM8V100C20MP12C	21.0	CF/CM/CU42D	1325	41.0	31.6	15.00	13.25
YFE42B21S	TM8V100C20MP12C	21.0	CF/CM/CU48C	1325	41.0	31.4	15.25	12.75
YFE42B21S	TM8V100C20MP12C	21.0	CF/CM/CU48D	1325	41.0	31.4	15.25	13.25
YFE42B21S	TM8V100C20MP12C	21.0	CF/CM/CU60C	1375	41.0	32.6	15.00	12.50
YFE42B21S	TM8V100C20MP12C	21.0	CF/CM/CU60D	1375	41.0	32.6	15.25	12.50
YFE42B21S	TM8V100C20MP12C	21.0	CF/CM64D	1375	42.0	32.8	15.25	12.75
YFE42B21S	TM8V120C20MP12C	21.0	CF/CM/CU42C	1325	40.5	31.4	15.00	12.50
YFE42B21S	TM8V120C20MP12C	21.0	CF/CM/CU42D	1325	41.0	31.6	15.00	13.25
YFE42B21S	TM8V120C20MP12C	21.0	CF/CM/CU48C	1325	41.0	31.4	15.25	12.75
YFE42B21S	TM8V120C20MP12C	21.0	CF/CM/CU48D	1325	41.0	31.4	15.25	13.25
YFE42B21S	TM8V120C20MP12C	21.0	CF/CM/CU60C	1375	41.0	32.6	15.00	12.50
YFE42B21S	TM8V120C20MP12C	21.0	CF/CM/CU60D	1375	41.0	32.6	15.25	12.50
YFE42B21S	TM8V120C20MP12C	21.0	CF/CM64D	1375	42.0	32.8	15.25	12.75
YFE42B21S	TM8X080B12MP11	17.5	CF42B	1150	39.0	28.6	14.00	12.50
YFE42B21S	TM8X080C16MP11	21.0	CF/CM/CU42C	1375	41.0	32.2	14.75	12.50
YFE42B21S	TM8X080C16MP11	21.0	CF/CM/CU42D	1175	39.5	29.0	14.75	12.50
YFE42B21S	TM8X080C16MP11	21.0	CF/CM/CU48C	1150	39.5	28.6	15.00	12.50
YFE42B21S	TM8X080C16MP11	21.0	CF/CM/CU48D	1150	39.5	28.6	14.75	12.50
YFE42B21S	TM8X080C16MP11	21.0	CF/CM/CU60C	1375	40.5	32.2	15.00	12.75
YFE42B21S	TM8X080C16MP11	21.0	CF/CM/CU60D	1400	42.0	33.4	15.00	12.50
YFE42B21S	TM8X080C16MP11	21.0	CF/CM64D	1375	42.0	33.0	15.00	12.50
YFE42B21S	TM8X100C16MP11	21.0	CF/CM/CU42C	1375	41.0	32.2	14.75	12.50
YFE42B21S	TM8X100C16MP11	21.0	CF/CM/CU42D	1175	39.5	29.0	14.75	12.50
YFE42B21S	TM8X100C16MP11	21.0	CF/CM/CU48C	1150	39.5	28.6	15.00	12.50
YFE42B21S	TM8X100C16MP11	21.0	CF/CM/CU48D	1150	39.5	28.6	14.75	12.50
YFE42B21S	TM8X100C16MP11	21.0	CF/CM/CU60C	1375	40.5	32.2	15.00	12.75
YFE42B21S	TM8X100C16MP11	21.0	CF/CM/CU60D	1400	42.0	33.4	15.00	12.50
YFE42B21S	TM8X100C16MP11	21.0	CF/CM64D	1375	42.0	33.0	15.00	12.50
YFE42B21S	TM8X100C20MP11	21.0	CF/CM/CU42C	1225	40.0	30.0	15.00	12.75
YFE42B21S	TM8X100C20MP11	21.0	CF/CM/CU42D	1250	40.5	30.6	15.00	12.50
YFE42B21S	TM8X100C20MP11	21.0	CF/CM/CU48C	1400	42.0	33.0	15.00	12.50
YFE42B21S	TM8X100C20MP11	21.0	CF/CM/CU48D	1425	41.5	33.0	15.25	12.75
YFE42B21S	TM8X100C20MP11	21.0	CF/CM/CU60C	1400	42.0	33.4	15.25	12.75
YFE42B21S	TM8X100C20MP11	21.0	CF/CM/CU60D	1250	40.5	30.8	15.25	12.75
YFE42B21S	TM8X100C20MP11	21.0	CF/CM64D	1400	42.0	33.2	15.50	12.75
YFE42B21S	TM8X120C20MP11	21.0	CF/CM/CU42C	1225	40.0	30.0	15.00	12.75
YFE42B21S	TM8X120C20MP11	21.0	CF/CM/CU42D	1250	40.5	30.6	15.00	12.50
YFE42B21S	TM8X120C20MP11	21.0	CF/CM/CU48C	1400	42.0	33.0	15.00	12.50
YFE42B21S	TM8X120C20MP11	21.0	CF/CM/CU48D	1425	41.5	33.0	15.25	12.75
YFE42B21S	TM8X120C20MP11	21.0	CF/CM/CU60C	1400	42.0	33.4	15.25	12.75
YFE42B21S	TM8X120C20MP11	21.0	CF/CM/CU60D	1250	40.5	30.8	15.25	12.75
YFE42B21S	TM8X120C20MP11	21.0	CF/CM64D	1400	42.0	33.2	15.50	12.75
YFE42B21S	TM8Y080B12MP11	17.5	CF42B	1150	39.0	28.6	14.00	12.50

COOLING CAPACITY - With High Efficiency Motor Furnaces¹ (Continued)

UNIT MODEL	FURNACE		COIL MODEL ²	COOLING					
	MODEL	WIDTH		RATED CFM	NET MBH		SEER	EER	
					TOTAL	SENS.			
YFE42B21S	TM8Y080C16MP11	21.0	CF/CM/CU42C	1375	41.0	32.2	14.75	12.50	
YFE42B21S	TM8Y080C16MP11	21.0	CF/CM/CU42D	1175	39.5	29.0	14.75	12.50	
YFE42B21S	TM8Y080C16MP11	21.0	CF/CM/CU48C	1150	39.5	28.6	15.00	12.50	
YFE42B21S	TM8Y080C16MP11	21.0	CF/CM/CU48D	1150	39.5	28.6	14.75	12.50	
YFE42B21S	TM8Y080C16MP11	21.0	CF/CM/CU60C	1375	40.5	32.2	15.00	12.75	
YFE42B21S	TM8Y080C16MP11	21.0	CF/CM/CU60D	1400	42.0	33.4	15.00	12.50	
YFE42B21S	TM8Y080C16MP11	21.0	CF/CM64D	1375	42.0	33.0	15.00	12.50	
YFE42B21S	TM8Y100C16MP11	21.0	CF/CM/CU42C	1375	41.0	32.2	14.75	12.50	
YFE42B21S	TM8Y100C16MP11	21.0	CF/CM/CU42D	1175	39.5	29.0	14.75	12.50	
YFE42B21S	TM8Y100C16MP11	21.0	CF/CM/CU48C	1150	39.5	28.6	15.00	12.50	
YFE42B21S	TM8Y100C16MP11	21.0	CF/CM/CU48D	1150	39.5	28.6	14.75	12.50	
YFE42B21S	TM8Y100C16MP11	21.0	CF/CM/CU60C	1375	40.5	32.2	15.00	12.75	
YFE42B21S	TM8Y100C16MP11	21.0	CF/CM/CU60D	1400	42.0	33.4	15.00	12.50	
YFE42B21S	TM8Y100C16MP11	21.0	CF/CM64D	1375	42.0	33.0	15.00	12.50	
YFE42B21S	TM8Y100C20MP11	21.0	CF/CM/CU42C	1225	40.0	30.0	15.00	12.75	
YFE42B21S	TM8Y100C20MP11	21.0	CF/CM/CU42D	1250	40.5	30.6	15.00	12.50	
YFE42B21S	TM8Y100C20MP11	21.0	CF/CM/CU48C	1400	42.0	33.0	15.00	12.50	
YFE42B21S	TM8Y100C20MP11	21.0	CF/CM/CU48D	1425	41.5	33.0	15.25	12.75	
YFE42B21S	TM8Y100C20MP11	21.0	CF/CM/CU60C	1400	42.0	33.4	15.25	12.75	
YFE42B21S	TM8Y100C20MP11	21.0	CF/CM/CU60D	1250	40.5	30.8	15.25	12.75	
YFE42B21S	TM8Y100C20MP11	21.0	CF/CM64D	1400	42.0	33.2	15.50	12.75	
YFE42B21S	TM8Y120C20MP11	21.0	CF/CM/CU42C	1225	40.0	30.0	15.00	12.75	
YFE42B21S	TM8Y120C20MP11	21.0	CF/CM/CU42D	1250	40.5	30.6	15.00	12.50	
YFE42B21S	TM8Y120C20MP11	21.0	CF/CM/CU48C	1400	42.0	33.0	15.00	12.50	
YFE42B21S	TM8Y120C20MP11	21.0	CF/CM/CU48D	1425	41.5	33.0	15.25	12.75	
YFE42B21S	TM8Y120C20MP11	21.0	CF/CM/CU60C	1400	42.0	33.4	15.25	12.75	
YFE42B21S	TM8Y120C20MP11	21.0	CF/CM/CU60D	1250	40.5	30.8	15.25	12.75	
YFE42B21S	TM8Y120C20MP11	21.0	CF/CM64D	1400	42.0	33.2	15.50	12.75	
YFE42B21S	TM9E100C16MP11	21.0	CF/CM/CU42C	1275	40.5	30.8	14.75	12.50	
YFE42B21S	TM9E100C16MP11	21.0	CF/CM/CU42D	1175	39.5	29.2	14.50	12.50	
YFE42B21S	TM9E100C16MP11	21.0	CF/CM/CU48C	1150	39.0	28.4	14.50	12.50	
YFE42B21S	TM9E100C16MP11	21.0	CF/CM/CU48D	1175	39.5	29.0	14.75	12.50	
YFE42B21S	TM9E100C16MP11	21.0	CF/CM/CU60C	1275	40.5	31.0	15.00	12.50	
YFE42B21S	TM9E100C16MP11	21.0	CF/CM/CU60D	1300	41.0	31.6	15.00	12.50	
YFE42B21S	TM9E100C16MP11	21.0	CF/CM64D	1275	40.5	31.0	15.00	12.75	
YFE42B21S	TM9E100C20MP11	21.0	CF/CM/CU42C	1175	39.5	29.2	15.00	12.50	
YFE42B21S	TM9E100C20MP11	21.0	CF/CM/CU42D	1200	39.5	29.4	15.00	12.50	
YFE42B21S	TM9E100C20MP11	21.0	CF/CM/CU48C	1350	41.0	31.8	15.00	12.50	
YFE42B21S	TM9E100C20MP11	21.0	CF/CM/CU48D	1200	40.0	29.4	15.00	12.50	
YFE42B21S	TM9E100C20MP11	21.0	CF/CM/CU60C	1175	39.5	29.4	15.00	12.75	
YFE42B21S	TM9E100C20MP11	21.0	CF/CM/CU60D	1200	40.0	29.8	15.25	12.75	
YFE42B21S	TM9E100C20MP11	21.0	CF/CM64D	1375	42.0	32.8	15.25	12.75	
YFE42B21S	TM9E120D20MP11	24.5	CF/CM/CU42D	1250	40.5	30.6	15.25	12.75	
YFE42B21S	TM9E120D20MP11	24.5	CF/CM/CU48D	1425	41.5	33.0	15.25	12.75	
YFE42B21S	TM9E120D20MP11	24.5	CF/CM/CU60D	1250	40.5	30.8	15.25	12.75	
YFE42B21S	TM9E120D20MP11	24.5	CF/CM64D	1400	42.0	33.2	15.25	12.75	
YFE42B21S	TM9V080B12MP12C	17.5	CF42B	1175	39.0	28.8	14.25	12.25	
YFE42B21S	TM9V100C16MP12C	21.0	CF/CM/CU42C	1225	40.0	30.0	14.75	12.50	
YFE42B21S	TM9V100C16MP12C	21.0	CF/CM/CU42D	1175	39.5	29.0	15.00	13.00	
YFE42B21S	TM9V100C16MP12C	21.0	CF/CM/CU48C	1175	39.5	29.0	14.75	12.50	
YFE42B21S	TM9V100C16MP12C	21.0	CF/CM/CU48D	1200	40.0	29.4	14.75	12.50	

COOLING CAPACITY - With High Efficiency Motor Furnaces¹ (Continued)

UNIT MODEL	FURNACE		COIL MODEL ²	COOLING				
	MODEL	WIDTH		RATED CFM	NET MBH		SEER	EER
					TOTAL	SENS.		
YFE42B21S	TM9V100C16MP12C	21.0	CF/CM/CU60C	1275	40.5	31.0	15.25	12.75
YFE42B21S	TM9V100C16MP12C	21.0	CF/CM/CU60D	1300	41.0	31.6	15.00	12.75
YFE42B21S	TM9V100C16MP12C	21.0	CF/CM64D	1275	40.5	31.0	15.00	12.50
YFE42B21S	TM9V100C20MP12C	21.0	CF/CM/CU42C	1225	40.0	30.0	14.75	12.50
YFE42B21S	TM9V100C20MP12C	21.0	CF/CM/CU42D	1225	40.0	30.0	15.00	13.00
YFE42B21S	TM9V100C20MP12C	21.0	CF/CM/CU48C	1350	41.0	31.8	15.00	12.50
YFE42B21S	TM9V100C20MP12C	21.0	CF/CM/CU48D	1350	41.0	31.6	15.00	12.50
YFE42B21S	TM9V100C20MP12C	21.0	CF/CM/CU60C	1350	41.0	31.6	14.75	12.50
YFE42B21S	TM9V100C20MP12C	21.0	CF/CM/CU60D	1350	41.5	32.0	15.25	12.75
YFE42B21S	TM9V100C20MP12C	21.0	CF/CM64D	1350	42.0	32.6	15.00	12.50
YFE42B21S	TM9V120D20MP12C	24.5	CF/CM/CU42D	1300	40.5	31.0	15.00	12.50
YFE42B21S	TM9V120D20MP12C	24.5	CF/CM/CU48D	1400	42.0	33.0	15.25	12.75
YFE42B21S	TM9V120D20MP12C	24.5	CF/CM/CU60D	1400	42.0	33.2	15.25	12.75
YFE42B21S	TM9V120D20MP12C	24.5	CF/CM64D	1400	42.0	33.2	15.50	12.75
YFE42B21S	TM9Y100C16MP11	21.0	CF/CM/CU42C	1275	40.5	30.8	14.75	12.50
YFE42B21S	TM9Y100C16MP11	21.0	CF/CM/CU42D	1175	39.5	29.2	14.50	12.50
YFE42B21S	TM9Y100C16MP11	21.0	CF/CM/CU48C	1150	39.0	28.4	14.50	12.50
YFE42B21S	TM9Y100C16MP11	21.0	CF/CM/CU48D	1175	39.5	29.0	14.75	12.50
YFE42B21S	TM9Y100C16MP11	21.0	CF/CM/CU60C	1275	40.5	31.0	15.00	12.50
YFE42B21S	TM9Y100C16MP11	21.0	CF/CM/CU60D	1300	41.0	31.6	15.00	12.50
YFE42B21S	TM9Y100C16MP11	21.0	CF/CM64D	1275	40.5	31.0	15.00	12.75
YFE42B21S	TM9Y100C20MP11	21.0	CF/CM/CU42C	1175	39.5	29.2	15.00	12.50
YFE42B21S	TM9Y100C20MP11	21.0	CF/CM/CU42D	1200	39.5	29.4	15.00	12.50
YFE42B21S	TM9Y100C20MP11	21.0	CF/CM/CU48C	1350	41.0	31.8	15.00	12.50
YFE42B21S	TM9Y100C20MP11	21.0	CF/CM/CU48D	1200	40.0	29.4	15.00	12.50
YFE42B21S	TM9Y100C20MP11	21.0	CF/CM/CU60C	1175	39.5	29.4	15.00	12.75
YFE42B21S	TM9Y100C20MP11	21.0	CF/CM/CU60D	1200	40.0	29.8	15.25	12.75
YFE42B21S	TM9Y100C20MP11	21.0	CF/CM64D	1375	42.0	32.8	15.25	12.75
YFE42B21S	TM9Y120D20MP11	24.5	CF/CM/CU42D	1250	40.5	30.6	15.25	12.75
YFE42B21S	TM9Y120D20MP11	24.5	CF/CM/CU48D	1425	41.5	33.0	15.25	12.75
YFE42B21S	TM9Y120D20MP11	24.5	CF/CM/CU60D	1250	40.5	30.8	15.25	12.75
YFE42B21S	TM9Y120D20MP11	24.5	CF/CM64D	1400	42.0	33.2	15.25	12.75
YFE42B21S	TMLV080C16MP12C	21.0	CF/CM/CU42C	1200	39.5	29.4	14.50	12.50
YFE42B21S	TMLV080C16MP12C	21.0	CF/CM/CU42D	1200	39.5	29.4	14.75	13.00
YFE42B21S	TMLV080C16MP12C	21.0	CF/CM/CU48C	1200	40.0	29.4	14.75	12.50
YFE42B21S	TMLV080C16MP12C	21.0	CF/CM/CU48D	1200	40.0	29.4	14.75	12.50
YFE42B21S	TMLV080C16MP12C	21.0	CF/CM/CU60C	1200	40.0	29.8	14.75	12.50
YFE42B21S	TMLV080C16MP12C	21.0	CF/CM/CU60D	1200	40.0	29.8	15.00	13.00
YFE42B21S	TMLV080C16MP12C	21.0	CF/CM64D	1275	40.5	31.0	15.25	12.75
YFE42B21S	TMLV100C16MP12C	21.0	CF/CM/CU42C	1200	39.5	29.4	14.50	12.50
YFE42B21S	TMLV100C16MP12C	21.0	CF/CM/CU42D	1200	39.5	29.4	14.75	13.00
YFE42B21S	TMLV100C16MP12C	21.0	CF/CM/CU48C	1200	40.0	29.4	14.75	12.50
YFE42B21S	TMLV100C16MP12C	21.0	CF/CM/CU48D	1200	40.0	29.4	14.75	12.50
YFE42B21S	TMLV100C16MP12C	21.0	CF/CM/CU60C	1200	40.0	29.8	14.75	12.50
YFE42B21S	TMLV100C16MP12C	21.0	CF/CM/CU60D	1200	40.0	29.8	15.00	13.00
YFE42B21S	TMLV100C16MP12C	21.0	CF/CM64D	1275	40.5	31.0	15.25	12.75
YFE42B21S	TMLV100C20MP12C	21.0	CF/CM/CU42C	1325	40.5	31.4	15.00	12.50
YFE42B21S	TMLV100C20MP12C	21.0	CF/CM/CU42D	1325	41.0	31.6	15.00	13.25
YFE42B21S	TMLV100C20MP12C	21.0	CF/CM/CU48C	1325	41.0	31.4	15.25	12.75
YFE42B21S	TMLV100C20MP12C	21.0	CF/CM/CU48D	1325	41.0	31.4	15.25	13.25
YFE42B21S	TMLV100C20MP12C	21.0	CF/CM/CU60C	1375	41.0	32.6	15.00	12.50

COOLING CAPACITY - With High Efficiency Motor Furnaces¹ (Continued)

UNIT MODEL	FURNACE		COIL MODEL ²	COOLING				
	MODEL	WIDTH		RATED CFM	NET MBH		SEER	EER
					TOTAL	SENS.		
YFE42B21S	TMLV100C20MP12C	21.0	CF/CM/CU60D	1375	41.0	32.6	15.25	12.50
YFE42B21S	TMLV100C20MP12C	21.0	CF/CM64D	1375	42.0	32.8	15.25	12.75
YFE42B21S	TMLV120C20MP12C	21.0	CF/CM/CU42C	1325	40.5	31.4	15.00	12.50
YFE42B21S	TMLV120C20MP12C	21.0	CF/CM/CU42D	1325	41.0	31.6	15.00	13.25
YFE42B21S	TMLV120C20MP12C	21.0	CF/CM/CU48C	1325	41.0	31.4	15.25	12.75
YFE42B21S	TMLV120C20MP12C	21.0	CF/CM/CU48D	1325	41.0	31.4	15.25	13.25
YFE42B21S	TMLV120C20MP12C	21.0	CF/CM/CU60C	1375	41.0	32.6	15.00	12.50
YFE42B21S	TMLV120C20MP12C	21.0	CF/CM/CU60D	1375	41.0	32.6	15.25	12.50
YFE42B21S	TMLV120C20MP12C	21.0	CF/CM64D	1375	42.0	32.8	15.25	12.75
YFE42B21S	TMLX080B12MP11	17.5	CF42B	1150	39.0	28.6	14.00	12.50
YFE42B21S	TMLX080C16MP11	21.0	CF/CM/CU42C	1375	41.0	32.2	14.75	12.50
YFE42B21S	TMLX080C16MP11	21.0	CF/CM/CU42D	1175	39.5	29.0	14.75	12.50
YFE42B21S	TMLX080C16MP11	21.0	CF/CM/CU48C	1150	39.5	28.6	15.00	12.50
YFE42B21S	TMLX080C16MP11	21.0	CF/CM/CU48D	1150	39.5	28.6	14.75	12.50
YFE42B21S	TMLX080C16MP11	21.0	CF/CM/CU60C	1375	40.5	32.2	15.00	12.75
YFE42B21S	TMLX080C16MP11	21.0	CF/CM/CU60D	1400	42.0	33.4	15.00	12.50
YFE42B21S	TMLX080C16MP11	21.0	CF/CM64D	1375	42.0	33.0	15.00	12.50
YFE42B21S	TMLX100C16MP11	21.0	CF/CM/CU42C	1375	41.0	32.2	14.75	12.50
YFE42B21S	TMLX100C16MP11	21.0	CF/CM/CU42D	1175	39.5	29.0	14.75	12.50
YFE42B21S	TMLX100C16MP11	21.0	CF/CM/CU48C	1150	39.5	28.6	15.00	12.50
YFE42B21S	TMLX100C16MP11	21.0	CF/CM/CU48D	1150	39.5	28.6	14.75	12.50
YFE42B21S	TMLX100C16MP11	21.0	CF/CM/CU60C	1375	40.5	32.2	15.00	12.75
YFE42B21S	TMLX100C16MP11	21.0	CF/CM/CU60D	1400	42.0	33.4	15.00	12.50
YFE42B21S	TMLX100C16MP11	21.0	CF/CM64D	1375	42.0	33.0	15.00	12.50
YFE42B21S	TMLX100C20MP11	21.0	CF/CM/CU42C	1225	40.0	30.0	15.00	12.75
YFE42B21S	TMLX100C20MP11	21.0	CF/CM/CU42D	1250	40.5	30.6	15.00	12.50
YFE42B21S	TMLX100C20MP11	21.0	CF/CM/CU48C	1400	42.0	33.0	15.00	12.50
YFE42B21S	TMLX100C20MP11	21.0	CF/CM/CU48D	1425	41.5	33.0	15.25	12.75
YFE42B21S	TMLX100C20MP11	21.0	CF/CM/CU60C	1400	42.0	33.4	15.25	12.75
YFE42B21S	TMLX100C20MP11	21.0	CF/CM/CU60D	1250	40.5	30.8	15.25	12.75
YFE42B21S	TMLX100C20MP11	21.0	CF/CM64D	1400	42.0	33.2	15.50	12.75
YFE42B21S	TMLX120C20MP11	21.0	CF/CM/CU42C	1225	40.0	30.0	15.00	12.75
YFE42B21S	TMLX120C20MP11	21.0	CF/CM/CU42D	1250	40.5	30.6	15.00	12.50
YFE42B21S	TMLX120C20MP11	21.0	CF/CM/CU48C	1400	42.0	33.0	15.00	12.50
YFE42B21S	TMLX120C20MP11	21.0	CF/CM/CU48D	1425	41.5	33.0	15.25	12.75
YFE42B21S	TMLX120C20MP11	21.0	CF/CM/CU60C	1400	42.0	33.4	15.25	12.75
YFE42B21S	TMLX120C20MP11	21.0	CF/CM/CU60D	1250	40.5	30.8	15.25	12.75
YFE42B21S	TMLX120C20MP11	21.0	CF/CM64D	1400	42.0	33.2	15.50	12.75
YFE42B21S	TP9C080B12MP13C	17.5	CF42B	1175	39.0	28.8	14.25	12.25
YFE42B21S	TP9C100C16MP13C	21.0	CF/CM/CU42C	1225	40.0	30.0	14.75	12.50
YFE42B21S	TP9C100C16MP13C	21.0	CF/CM/CU42D	1175	39.5	29.0	15.00	13.00
YFE42B21S	TP9C100C16MP13C	21.0	CF/CM/CU48C	1175	39.5	29.0	14.75	12.50
YFE42B21S	TP9C100C16MP13C	21.0	CF/CM/CU48D	1200	40.0	29.4	14.75	12.50
YFE42B21S	TP9C100C16MP13C	21.0	CF/CM/CU60C	1275	40.5	31.0	15.25	12.75
YFE42B21S	TP9C100C16MP13C	21.0	CF/CM/CU60D	1300	41.0	31.6	15.00	12.75
YFE42B21S	TP9C100C16MP13C	21.0	CF/CM64D	1275	40.5	31.0	15.00	12.50
YFE42B21S	TP9C100C20MP13C	21.0	CF/CM/CU42C	1225	40.0	30.0	14.75	12.50
YFE42B21S	TP9C100C20MP13C	21.0	CF/CM/CU42D	1225	40.0	30.0	15.00	13.00
YFE42B21S	TP9C100C20MP13C	21.0	CF/CM/CU48C	1350	41.0	31.8	15.00	12.50
YFE42B21S	TP9C100C20MP13C	21.0	CF/CM/CU48D	1350	41.0	31.6	15.00	12.50
YFE42B21S	TP9C100C20MP13C	21.0	CF/CM/CU60C	1350	41.0	31.6	14.75	12.50

COOLING CAPACITY - With High Efficiency Motor Furnaces¹ (Continued)

UNIT MODEL	FURNACE		COIL MODEL ²	COOLING				
	MODEL	WIDTH		RATED CFM	NET MBH		SEER	EER
					TOTAL	SENS.		
YFE42B21S	TP9C100C20MP13C	21.0	CF/CM/CU60D	1350	41.5	32.0	15.25	12.75
YFE42B21S	TP9C100C20MP13C	21.0	CF/CM64D	1350	42.0	32.6	15.00	12.50
YFE42B21S	TP9C120D20MP13C	24.5	CF/CM/CU42D	1300	40.5	31.0	15.00	12.50
YFE42B21S	TP9C120D20MP13C	24.5	CF/CM/CU48D	1400	42.0	33.0	15.25	12.75
YFE42B21S	TP9C120D20MP13C	24.5	CF/CM/CU60D	1400	42.0	33.2	15.25	12.75
YFE42B21S	TP9C120D20MP13C	24.5	CF/CM64D	1400	42.0	33.2	15.50	12.75
YFE42B21S	TPLC080C16MP13C	21.0	CF/CM/CU42C	1200	39.5	29.4	14.50	12.50
YFE42B21S	TPLC080C16MP13C	21.0	CF/CM/CU42D	1200	39.5	29.4	14.75	13.00
YFE42B21S	TPLC080C16MP13C	21.0	CF/CM/CU48C	1200	40.0	29.4	14.75	12.50
YFE42B21S	TPLC080C16MP13C	21.0	CF/CM/CU48D	1200	40.0	29.4	14.75	12.50
YFE42B21S	TPLC080C16MP13C	21.0	CF/CM/CU60C	1200	40.0	29.8	14.75	12.50
YFE42B21S	TPLC080C16MP13C	21.0	CF/CM/CU60D	1200	40.0	29.8	15.00	13.00
YFE42B21S	TPLC080C16MP13C	21.0	CF/CM64D	1275	40.5	31.0	15.25	12.75
YFE42B21S	TPLC100C16MP13C	21.0	CF/CM/CU42C	1200	39.5	29.4	14.50	12.50
YFE42B21S	TPLC100C16MP13C	21.0	CF/CM/CU42D	1200	39.5	29.4	14.75	13.00
YFE42B21S	TPLC100C16MP13C	21.0	CF/CM/CU48C	1200	40.0	29.4	14.75	12.50
YFE42B21S	TPLC100C16MP13C	21.0	CF/CM/CU48D	1200	40.0	29.4	14.75	12.50
YFE42B21S	TPLC100C16MP13C	21.0	CF/CM/CU60C	1200	40.0	29.8	14.75	12.50
YFE42B21S	TPLC100C16MP13C	21.0	CF/CM/CU60D	1200	40.0	29.8	15.00	13.00
YFE42B21S	TPLC100C16MP13C	21.0	CF/CM64D	1275	40.5	31.0	15.25	12.75
YFE42B21S	TPLC100C20MP13C	21.0	CF/CM/CU42C	1325	40.5	31.4	15.00	12.50
YFE42B21S	TPLC100C20MP13C	21.0	CF/CM/CU42D	1325	41.0	31.6	15.00	13.25
YFE42B21S	TPLC100C20MP13C	21.0	CF/CM/CU48C	1325	41.0	31.4	15.25	12.75
YFE42B21S	TPLC100C20MP13C	21.0	CF/CM/CU48D	1325	41.0	31.4	15.25	13.25
YFE42B21S	TPLC100C20MP13C	21.0	CF/CM/CU60C	1375	41.0	32.6	15.00	12.50
YFE42B21S	TPLC100C20MP13C	21.0	CF/CM/CU60D	1375	41.0	32.6	15.25	12.50
YFE42B21S	TPLC100C20MP13C	21.0	CF/CM64D	1375	42.0	32.8	15.25	12.75
YFE42B21S	TPLC120C20MP13C	21.0	CF/CM/CU42C	1325	40.5	31.4	15.00	12.50
YFE42B21S	TPLC120C20MP13C	21.0	CF/CM/CU42D	1325	41.0	31.6	15.00	13.25
YFE42B21S	TPLC120C20MP13C	21.0	CF/CM/CU48C	1325	41.0	31.4	15.25	12.75
YFE42B21S	TPLC120C20MP13C	21.0	CF/CM/CU48D	1325	41.0	31.4	15.25	13.25
YFE42B21S	TPLC120C20MP13C	21.0	CF/CM/CU60C	1375	41.0	32.6	15.00	12.50
YFE42B21S	TPLC120C20MP13C	21.0	CF/CM/CU60D	1375	41.0	32.6	15.25	12.50
YFE42B21S	TPLC120C20MP13C	21.0	CF/CM64D	1375	42.0	32.8	15.25	12.75
YFE42B21S	YP9C080B12MP13C	17.5	CF42B	1175	39.0	28.8	14.25	12.25
YFE42B21S	YP9C100C16MP13C	21.0	CF/CM/CU42C	1225	40.0	30.0	14.75	12.50
YFE42B21S	YP9C100C16MP13C	21.0	CF/CM/CU42D	1175	39.5	29.0	15.00	13.00
YFE42B21S	YP9C100C16MP13C	21.0	CF/CM/CU48C	1175	39.5	29.0	14.75	12.50
YFE42B21S	YP9C100C16MP13C	21.0	CF/CM/CU48D	1200	40.0	29.4	14.75	12.50
YFE42B21S	YP9C100C16MP13C	21.0	CF/CM/CU60C	1275	40.5	31.0	15.25	12.75
YFE42B21S	YP9C100C16MP13C	21.0	CF/CM/CU60D	1300	41.0	31.6	15.00	12.75
YFE42B21S	YP9C100C16MP13C	21.0	CF/CM64D	1275	40.5	31.0	15.00	12.50
YFE42B21S	YP9C100C20MP13C	21.0	CF/CM/CU42C	1225	40.0	30.0	14.75	12.50
YFE42B21S	YP9C100C20MP13C	21.0	CF/CM/CU42D	1225	40.0	30.0	15.00	13.00
YFE42B21S	YP9C100C20MP13C	21.0	CF/CM/CU48C	1350	41.0	31.8	15.00	12.50
YFE42B21S	YP9C100C20MP13C	21.0	CF/CM/CU48D	1350	41.0	31.6	15.00	12.50
YFE42B21S	YP9C100C20MP13C	21.0	CF/CM/CU60C	1350	41.0	31.6	14.75	12.50
YFE42B21S	YP9C100C20MP13C	21.0	CF/CM/CU60D	1350	41.5	32.0	15.25	12.75
YFE42B21S	YP9C100C20MP13C	21.0	CF/CM64D	1350	42.0	32.6	15.00	12.50
YFE42B21S	YP9C120D20MP13C	24.5	CF/CM/CU42D	1300	40.5	31.0	15.00	12.50
YFE42B21S	YP9C120D20MP13C	24.5	CF/CM/CU48D	1400	42.0	33.0	15.25	12.75

COOLING CAPACITY - With High Efficiency Motor Furnaces¹ (Continued)

UNIT MODEL	FURNACE		COIL MODEL ²	COOLING				
	MODEL	WIDTH		RATED CFM	NET MBH		SEER	EER
					TOTAL	SENS.		
YFE42B21S	YP9C120D20MP13C	24.5	CF/CM/CU60D	1400	42.0	33.2	15.25	12.75
YFE42B21S	YP9C120D20MP13C	24.5	CF/CM64D	1400	42.0	33.2	15.50	12.75
YFE42B21S	YPLC080C16MP13C	21.0	CF/CM/CU42C	1200	39.5	29.4	14.50	12.50
YFE42B21S	YPLC080C16MP13C	21.0	CF/CM/CU42D	1200	39.5	29.4	14.75	13.00
YFE42B21S	YPLC080C16MP13C	21.0	CF/CM/CU48C	1200	40.0	29.4	14.75	12.50
YFE42B21S	YPLC080C16MP13C	21.0	CF/CM/CU48D	1200	40.0	29.4	14.75	12.50
YFE42B21S	YPLC080C16MP13C	21.0	CF/CM/CU60C	1200	40.0	29.8	14.75	12.50
YFE42B21S	YPLC080C16MP13C	21.0	CF/CM/CU60D	1200	40.0	29.8	15.00	13.00
YFE42B21S	YPLC080C16MP13C	21.0	CF/CM64D	1275	40.5	31.0	15.25	12.75
YFE42B21S	YPLC100C16MP13C	21.0	CF/CM/CU42C	1200	39.5	29.4	14.50	12.50
YFE42B21S	YPLC100C16MP13C	21.0	CF/CM/CU42D	1200	39.5	29.4	14.75	13.00
YFE42B21S	YPLC100C16MP13C	21.0	CF/CM/CU48C	1200	40.0	29.4	14.75	12.50
YFE42B21S	YPLC100C16MP13C	21.0	CF/CM/CU48D	1200	40.0	29.4	14.75	12.50
YFE42B21S	YPLC100C16MP13C	21.0	CF/CM/CU60C	1200	40.0	29.8	14.75	12.50
YFE42B21S	YPLC100C16MP13C	21.0	CF/CM/CU60D	1200	40.0	29.8	15.00	13.00
YFE42B21S	YPLC100C16MP13C	21.0	CF/CM64D	1275	40.5	31.0	15.25	12.75
YFE42B21S	YPLC100C20MP13C	21.0	CF/CM/CU42C	1325	40.5	31.4	15.00	12.50
YFE42B21S	YPLC100C20MP13C	21.0	CF/CM/CU42D	1325	41.0	31.6	15.00	13.25
YFE42B21S	YPLC100C20MP13C	21.0	CF/CM/CU48C	1325	41.0	31.4	15.25	12.75
YFE42B21S	YPLC100C20MP13C	21.0	CF/CM/CU48D	1325	41.0	31.4	15.25	13.25
YFE42B21S	YPLC100C20MP13C	21.0	CF/CM/CU60C	1375	41.0	32.6	15.00	12.50
YFE42B21S	YPLC100C20MP13C	21.0	CF/CM/CU60D	1375	41.0	32.6	15.25	12.50
YFE42B21S	YPLC100C20MP13C	21.0	CF/CM64D	1375	42.0	32.8	15.25	12.75
YFE42B21S	YPLC120C20MP13C	21.0	CF/CM/CU42C	1325	40.5	31.4	15.00	12.50
YFE42B21S	YPLC120C20MP13C	21.0	CF/CM/CU42D	1325	41.0	31.6	15.00	13.25
YFE42B21S	YPLC120C20MP13C	21.0	CF/CM/CU48C	1325	41.0	31.4	15.25	12.75
YFE42B21S	YPLC120C20MP13C	21.0	CF/CM/CU48D	1325	41.0	31.4	15.25	13.25
YFE42B21S	YPLC120C20MP13C	21.0	CF/CM/CU60C	1375	41.0	32.6	15.00	12.50
YFE42B21S	YPLC120C20MP13C	21.0	CF/CM/CU60D	1375	41.0	32.6	15.25	12.50
YFE42B21S	YPLC120C20MP13C	21.0	CF/CM64D	1375	42.0	32.8	15.25	12.75
YFE48B21S	TM8V080C16MP12C	21.0	CF/CM/CU48C	1375	47.5	34.8	14.75	12.25
YFE48B21S	TM8V080C16MP12C	21.0	CF/CM/CU48D	1375	47.5	34.8	14.75	12.25
YFE48B21S	TM8V080C16MP12C	21.0	CF/CM/CU60C	1375	48.0	35.4	15.00	12.50
YFE48B21S	TM8V080C16MP12C	21.0	CF/CM/CU60D	1375	48.0	35.2	15.00	12.50
YFE48B21S	TM8V080C16MP12C	21.0	CF/CM64D	1375	48.0	35.4	15.00	12.75
YFE48B21S	TM8V100C16MP12C	21.0	CF/CM/CU48C	1375	47.5	34.8	14.75	12.25
YFE48B21S	TM8V100C16MP12C	21.0	CF/CM/CU48D	1375	47.5	34.8	14.75	12.25
YFE48B21S	TM8V100C16MP12C	21.0	CF/CM/CU60C	1375	48.0	35.4	15.00	12.50
YFE48B21S	TM8V100C16MP12C	21.0	CF/CM/CU60D	1375	48.0	35.2	15.00	12.50
YFE48B21S	TM8V100C16MP12C	21.0	CF/CM64D	1375	48.0	35.4	15.00	12.75
YFE48B21S	TM8V100C20MP12C	21.0	CF/CM/CU48C	1375	48.0	35.2	15.25	12.50
YFE48B21S	TM8V100C20MP12C	21.0	CF/CM/CU48D	1375	48.0	35.2	15.25	12.50
YFE48B21S	TM8V100C20MP12C	21.0	CF/CM/CU60C	1325	48.0	34.8	15.25	12.50
YFE48B21S	TM8V100C20MP12C	21.0	CF/CM/CU60D	1325	48.0	34.8	15.25	12.50
YFE48B21S	TM8V100C20MP12C	21.0	CF/CM64D	1325	48.0	34.8	15.50	12.75
YFE48B21S	TM8V120C20MP12C	21.0	CF/CM/CU48C	1375	48.0	35.2	15.25	12.50
YFE48B21S	TM8V120C20MP12C	21.0	CF/CM/CU48D	1375	48.0	35.2	15.25	12.50
YFE48B21S	TM8V120C20MP12C	21.0	CF/CM/CU60C	1325	48.0	34.8	15.25	12.50
YFE48B21S	TM8V120C20MP12C	21.0	CF/CM/CU60D	1325	48.0	34.8	15.25	12.50
YFE48B21S	TM8V120C20MP12C	21.0	CF/CM64D	1325	48.0	34.8	15.50	12.75
YFE48B21S	TM8X080C16MP11	21.0	CF/CM/CU48C	1350	48.0	34.8	15.00	12.25

COOLING CAPACITY - With High Efficiency Motor Furnaces¹ (Continued)

UNIT MODEL	FURNACE		COIL MODEL ²	COOLING				
	MODEL	WIDTH		RATED CFM	NET MBH		SEER	EER
					TOTAL	SENS.		
YFE48B21S	TM8X080C16MP11	21.0	CF/CM/CU48D	1375	48.0	35.2	15.00	12.25
YFE48B21S	TM8X080C16MP11	21.0	CF/CM/CU60C	1350	48.0	35.0	15.00	12.50
YFE48B21S	TM8X080C16MP11	21.0	CF/CM/CU60D	1375	48.0	35.2	15.00	12.50
YFE48B21S	TM8X080C16MP11	21.0	CF/CM64D	1350	48.0	35.2	15.00	12.75
YFE48B21S	TM8X100C16MP11	21.0	CF/CM/CU48C	1350	48.0	34.8	15.00	12.25
YFE48B21S	TM8X100C16MP11	21.0	CF/CM/CU48D	1375	48.0	35.2	15.00	12.25
YFE48B21S	TM8X100C16MP11	21.0	CF/CM/CU60C	1350	48.0	35.0	15.00	12.50
YFE48B21S	TM8X100C16MP11	21.0	CF/CM/CU60D	1375	48.0	35.2	15.00	12.50
YFE48B21S	TM8X100C16MP11	21.0	CF/CM64D	1350	48.0	35.2	15.00	12.75
YFE48B21S	TM8X100C20MP11	21.0	CF/CM/CU48C	1375	48.0	35.2	15.00	12.50
YFE48B21S	TM8X100C20MP11	21.0	CF/CM/CU48D	1400	48.0	35.2	15.00	12.25
YFE48B21S	TM8X100C20MP11	21.0	CF/CM/CU60C	1375	48.0	35.2	15.25	12.75
YFE48B21S	TM8X100C20MP11	21.0	CF/CM/CU60D	1600	48.0	37.4	15.25	12.75
YFE48B21S	TM8X100C20MP11	21.0	CF/CM64D	1375	48.0	35.2	15.00	12.50
YFE48B21S	TM8X120C20MP11	21.0	CF/CM/CU48C	1375	48.0	35.2	15.00	12.50
YFE48B21S	TM8X120C20MP11	21.0	CF/CM/CU48D	1400	48.0	35.2	15.00	12.25
YFE48B21S	TM8X120C20MP11	21.0	CF/CM/CU60C	1375	48.0	35.2	15.25	12.75
YFE48B21S	TM8X120C20MP11	21.0	CF/CM/CU60D	1600	48.0	37.4	15.25	12.75
YFE48B21S	TM8X120C20MP11	21.0	CF/CM64D	1375	48.0	35.2	15.00	12.50
YFE48B21S	TM8Y080C16MP11	21.0	CF/CM/CU48C	1350	48.0	34.8	15.00	12.25
YFE48B21S	TM8Y080C16MP11	21.0	CF/CM/CU48D	1375	48.0	35.2	15.00	12.25
YFE48B21S	TM8Y080C16MP11	21.0	CF/CM/CU60C	1350	48.0	35.0	15.00	12.50
YFE48B21S	TM8Y080C16MP11	21.0	CF/CM/CU60D	1375	48.0	35.2	15.00	12.50
YFE48B21S	TM8Y080C16MP11	21.0	CF/CM64D	1350	48.0	35.2	15.00	12.75
YFE48B21S	TM8Y100C16MP11	21.0	CF/CM/CU48C	1350	48.0	34.8	15.00	12.25
YFE48B21S	TM8Y100C16MP11	21.0	CF/CM/CU48D	1375	48.0	35.2	15.00	12.25
YFE48B21S	TM8Y100C16MP11	21.0	CF/CM/CU60C	1350	48.0	35.0	15.00	12.50
YFE48B21S	TM8Y100C16MP11	21.0	CF/CM/CU60D	1375	48.0	35.2	15.00	12.50
YFE48B21S	TM8Y100C16MP11	21.0	CF/CM64D	1350	48.0	35.2	15.00	12.75
YFE48B21S	TM8Y100C20MP11	21.0	CF/CM/CU48C	1375	48.0	35.2	15.00	12.50
YFE48B21S	TM8Y100C20MP11	21.0	CF/CM/CU48D	1400	48.0	35.2	15.00	12.25
YFE48B21S	TM8Y100C20MP11	21.0	CF/CM/CU60C	1375	48.0	35.2	15.25	12.75
YFE48B21S	TM8Y100C20MP11	21.0	CF/CM/CU60D	1600	48.0	37.4	15.25	12.75
YFE48B21S	TM8Y100C20MP11	21.0	CF/CM64D	1375	48.0	35.2	15.00	12.50
YFE48B21S	TM8Y120C20MP11	21.0	CF/CM/CU48C	1375	48.0	35.2	15.00	12.50
YFE48B21S	TM8Y120C20MP11	21.0	CF/CM/CU48D	1400	48.0	35.2	15.00	12.25
YFE48B21S	TM8Y120C20MP11	21.0	CF/CM/CU60C	1375	48.0	35.2	15.25	12.75
YFE48B21S	TM8Y120C20MP11	21.0	CF/CM/CU60D	1600	48.0	37.4	15.25	12.75
YFE48B21S	TM8Y120C20MP11	21.0	CF/CM64D	1375	48.0	35.2	15.00	12.50
YFE48B21S	TM9E100C16MP11	21.0	CF/CM/CU48C	1400	47.5	34.8	14.50	12.00
YFE48B21S	TM9E100C16MP11	21.0	CF/CM/CU48D	1400	47.5	34.8	14.50	12.00
YFE48B21S	TM9E100C16MP11	21.0	CF/CM/CU60C	1400	48.0	35.8	14.25	12.25
YFE48B21S	TM9E100C16MP11	21.0	CF/CM/CU60D	1425	48.0	35.8	14.75	12.25
YFE48B21S	TM9E100C16MP11	21.0	CF/CM64D	1400	48.0	35.4	14.75	12.50
YFE48B21S	TM9E100C20MP11	21.0	CF/CM/CU48C	1350	48.0	34.8	15.00	12.50
YFE48B21S	TM9E100C20MP11	21.0	CF/CM/CU48D	1350	48.0	34.8	15.00	12.25
YFE48B21S	TM9E100C20MP11	21.0	CF/CM/CU60C	1325	48.0	35.0	15.00	12.50
YFE48B21S	TM9E100C20MP11	21.0	CF/CM/CU60D	1350	48.0	35.0	15.25	12.50
YFE48B21S	TM9E100C20MP11	21.0	CF/CM64D	1350	48.0	35.2	15.25	12.50
YFE48B21S	TM9E120D20MP11	24.5	CF/CM/CU48D	1400	48.0	35.2	15.25	12.50
YFE48B21S	TM9E120D20MP11	24.5	CF/CM/CU60D	1600	48.0	37.6	15.00	12.50

COOLING CAPACITY - With High Efficiency Motor Furnaces¹ (Continued)

UNIT MODEL	FURNACE		COIL MODEL ²	COOLING				
	MODEL	WIDTH		RATED CFM	NET MBH		SEER	EER
					TOTAL	SENS.		
YFE48B21S	TM9E120D20MP11	24.5	CF/CM64D	1375	48.0	35.2	15.25	12.50
YFE48B21S	TM9V100C16MP12C	21.0	CF/CM/CU48C	1425	48.0	35.4	14.75	12.25
YFE48B21S	TM9V100C16MP12C	21.0	CF/CM/CU48D	1425	48.0	35.4	15.00	12.50
YFE48B21S	TM9V100C16MP12C	21.0	CF/CM/CU60C	1325	48.0	35.0	15.00	12.50
YFE48B21S	TM9V100C16MP12C	21.0	CF/CM/CU60D	1325	48.0	34.8	15.25	12.50
YFE48B21S	TM9V100C16MP12C	21.0	CF/CM64D	1325	48.0	34.8	15.25	12.50
YFE48B21S	TM9V100C20MP12C	21.0	CF/CM/CU48C	1350	48.0	34.8	14.75	12.25
YFE48B21S	TM9V100C20MP12C	21.0	CF/CM/CU48D	1350	48.0	34.8	15.00	12.25
YFE48B21S	TM9V100C20MP12C	21.0	CF/CM/CU60C	1350	48.0	35.0	14.75	12.25
YFE48B21S	TM9V100C20MP12C	21.0	CF/CM/CU60D	1350	48.0	35.0	15.00	12.50
YFE48B21S	TM9V100C20MP12C	21.0	CF/CM64D	1350	48.0	35.2	15.25	12.50
YFE48B21S	TM9V120D20MP12C	24.5	CF/CM/CU48D	1300	47.5	34.2	15.25	12.25
YFE48B21S	TM9V120D20MP12C	24.5	CF/CM/CU60D	1300	48.0	34.8	15.25	12.50
YFE48B21S	TM9V120D20MP12C	24.5	CF/CM64D	1575	48.0	37.0	15.25	12.25
YFE48B21S	TM9Y100C16MP11	21.0	CF/CM/CU48C	1400	47.5	34.8	14.50	12.00
YFE48B21S	TM9Y100C16MP11	21.0	CF/CM/CU48D	1400	47.5	34.8	14.50	12.00
YFE48B21S	TM9Y100C16MP11	21.0	CF/CM/CU60C	1400	48.0	35.8	14.25	12.25
YFE48B21S	TM9Y100C16MP11	21.0	CF/CM/CU60D	1425	48.0	35.8	14.75	12.25
YFE48B21S	TM9Y100C16MP11	21.0	CF/CM64D	1400	48.0	35.4	14.75	12.50
YFE48B21S	TM9Y100C20MP11	21.0	CF/CM/CU48C	1350	48.0	34.8	15.00	12.50
YFE48B21S	TM9Y100C20MP11	21.0	CF/CM/CU48D	1350	48.0	34.8	15.00	12.25
YFE48B21S	TM9Y100C20MP11	21.0	CF/CM/CU60C	1325	48.0	35.0	15.00	12.50
YFE48B21S	TM9Y100C20MP11	21.0	CF/CM/CU60D	1350	48.0	35.0	15.25	12.50
YFE48B21S	TM9Y100C20MP11	21.0	CF/CM64D	1350	48.0	35.2	15.25	12.50
YFE48B21S	TM9Y120D20MP11	24.5	CF/CM/CU48D	1400	48.0	35.2	15.25	12.50
YFE48B21S	TM9Y120D20MP11	24.5	CF/CM/CU60D	1600	48.0	37.6	15.00	12.50
YFE48B21S	TM9Y120D20MP11	24.5	CF/CM64D	1375	48.0	35.2	15.25	12.50
YFE48B21S	TMLV080C16MP12C	21.0	CF/CM/CU48C	1375	47.5	34.8	14.75	12.25
YFE48B21S	TMLV080C16MP12C	21.0	CF/CM/CU48D	1375	47.5	34.8	14.75	12.25
YFE48B21S	TMLV080C16MP12C	21.0	CF/CM/CU60C	1375	48.0	35.4	15.00	12.50
YFE48B21S	TMLV080C16MP12C	21.0	CF/CM/CU60D	1375	48.0	35.2	15.00	12.50
YFE48B21S	TMLV080C16MP12C	21.0	CF/CM64D	1375	48.0	35.4	15.00	12.75
YFE48B21S	TMLV100C16MP12C	21.0	CF/CM/CU48C	1375	47.5	34.8	14.75	12.25
YFE48B21S	TMLV100C16MP12C	21.0	CF/CM/CU48D	1375	47.5	34.8	14.75	12.25
YFE48B21S	TMLV100C16MP12C	21.0	CF/CM/CU60C	1375	48.0	35.4	15.00	12.50
YFE48B21S	TMLV100C16MP12C	21.0	CF/CM/CU60D	1375	48.0	35.2	15.00	12.50
YFE48B21S	TMLV100C16MP12C	21.0	CF/CM64D	1375	48.0	35.4	15.00	12.75
YFE48B21S	TMLV100C20MP12C	21.0	CF/CM/CU48C	1375	48.0	35.2	15.25	12.50
YFE48B21S	TMLV100C20MP12C	21.0	CF/CM/CU48D	1375	48.0	35.2	15.25	12.50
YFE48B21S	TMLV100C20MP12C	21.0	CF/CM/CU60C	1325	48.0	34.8	15.25	12.50
YFE48B21S	TMLV100C20MP12C	21.0	CF/CM/CU60D	1325	48.0	34.8	15.25	12.50
YFE48B21S	TMLV100C20MP12C	21.0	CF/CM64D	1325	48.0	34.8	15.50	12.75
YFE48B21S	TMLV120C20MP12C	21.0	CF/CM/CU48C	1375	48.0	35.2	15.25	12.50
YFE48B21S	TMLV120C20MP12C	21.0	CF/CM/CU48D	1375	48.0	35.2	15.25	12.50
YFE48B21S	TMLV120C20MP12C	21.0	CF/CM/CU60C	1325	48.0	34.8	15.25	12.50
YFE48B21S	TMLV120C20MP12C	21.0	CF/CM/CU60D	1325	48.0	34.8	15.25	12.50
YFE48B21S	TMLV120C20MP12C	21.0	CF/CM64D	1325	48.0	34.8	15.50	12.75
YFE48B21S	TMLX080C16MP11	21.0	CF/CM/CU48C	1350	48.0	34.8	15.00	12.25
YFE48B21S	TMLX080C16MP11	21.0	CF/CM/CU48D	1375	48.0	35.2	15.00	12.25
YFE48B21S	TMLX080C16MP11	21.0	CF/CM/CU60C	1350	48.0	35.0	15.00	12.50
YFE48B21S	TMLX080C16MP11	21.0	CF/CM/CU60D	1375	48.0	35.2	15.00	12.50

COOLING CAPACITY - With High Efficiency Motor Furnaces¹ (Continued)

UNIT MODEL	FURNACE		COIL MODEL ²	COOLING				
	MODEL	WIDTH		RATED CFM	NET MBH		SEER	EER
					TOTAL	SENS.		
YFE48B21S	TMLX080C16MP11	21.0	CF/CM64D	1350	48.0	35.2	15.00	12.75
YFE48B21S	TMLX100C16MP11	21.0	CF/CM/CU48C	1350	48.0	34.8	15.00	12.25
YFE48B21S	TMLX100C16MP11	21.0	CF/CM/CU48D	1375	48.0	35.2	15.00	12.25
YFE48B21S	TMLX100C16MP11	21.0	CF/CM/CU60C	1350	48.0	35.0	15.00	12.50
YFE48B21S	TMLX100C16MP11	21.0	CF/CM/CU60D	1375	48.0	35.2	15.00	12.50
YFE48B21S	TMLX100C16MP11	21.0	CF/CM64D	1350	48.0	35.2	15.00	12.75
YFE48B21S	TMLX100C20MP11	21.0	CF/CM/CU48C	1375	48.0	35.2	15.00	12.50
YFE48B21S	TMLX100C20MP11	21.0	CF/CM/CU48D	1400	48.0	35.2	15.00	12.25
YFE48B21S	TMLX100C20MP11	21.0	CF/CM/CU60C	1375	48.0	35.2	15.25	12.75
YFE48B21S	TMLX100C20MP11	21.0	CF/CM/CU60D	1600	48.0	37.4	15.25	12.75
YFE48B21S	TMLX100C20MP11	21.0	CF/CM64D	1375	48.0	35.2	15.00	12.50
YFE48B21S	TMLX120C20MP11	21.0	CF/CM/CU48C	1375	48.0	35.2	15.00	12.50
YFE48B21S	TMLX120C20MP11	21.0	CF/CM/CU48D	1400	48.0	35.2	15.00	12.25
YFE48B21S	TMLX120C20MP11	21.0	CF/CM/CU60C	1375	48.0	35.2	15.25	12.75
YFE48B21S	TMLX120C20MP11	21.0	CF/CM/CU60D	1600	48.0	37.4	15.25	12.75
YFE48B21S	TMLX120C20MP11	21.0	CF/CM64D	1375	48.0	35.2	15.00	12.50
YFE48B21S	TP9C100C16MP13C	21.0	CF/CM/CU48C	1425	48.0	35.4	14.75	12.25
YFE48B21S	TP9C100C16MP13C	21.0	CF/CM/CU48D	1425	48.0	35.4	15.00	12.50
YFE48B21S	TP9C100C16MP13C	21.0	CF/CM/CU60C	1325	48.0	35.0	15.00	12.50
YFE48B21S	TP9C100C16MP13C	21.0	CF/CM/CU60D	1325	48.0	34.8	15.25	12.50
YFE48B21S	TP9C100C16MP13C	21.0	CF/CM64D	1325	48.0	34.8	15.25	12.50
YFE48B21S	TP9C100C20MP13C	21.0	CF/CM/CU48C	1350	48.0	34.8	14.75	12.25
YFE48B21S	TP9C100C20MP13C	21.0	CF/CM/CU48D	1350	48.0	34.8	15.00	12.25
YFE48B21S	TP9C100C20MP13C	21.0	CF/CM/CU60C	1350	48.0	35.0	14.75	12.25
YFE48B21S	TP9C100C20MP13C	21.0	CF/CM/CU60D	1350	48.0	35.0	15.00	12.50
YFE48B21S	TP9C100C20MP13C	21.0	CF/CM64D	1350	48.0	35.2	15.25	12.50
YFE48B21S	TP9C120D20MP13C	24.5	CF/CM/CU48D	1300	47.5	34.2	15.25	12.25
YFE48B21S	TP9C120D20MP13C	24.5	CF/CM/CU60D	1300	48.0	34.8	15.25	12.50
YFE48B21S	TP9C120D20MP13C	24.5	CF/CM64D	1575	48.0	37.0	15.25	12.25
YFE48B21S	TPLC080C16MP13C	21.0	CF/CM/CU48C	1375	47.5	34.8	14.75	12.25
YFE48B21S	TPLC080C16MP13C	21.0	CF/CM/CU48D	1375	47.5	34.8	14.75	12.25
YFE48B21S	TPLC080C16MP13C	21.0	CF/CM/CU60C	1375	48.0	35.4	15.00	12.50
YFE48B21S	TPLC080C16MP13C	21.0	CF/CM/CU60D	1375	48.0	35.2	15.00	12.50
YFE48B21S	TPLC080C16MP13C	21.0	CF/CM64D	1375	48.0	35.4	15.00	12.75
YFE48B21S	TPLC100C16MP13C	21.0	CF/CM/CU48C	1375	47.5	34.8	14.75	12.25
YFE48B21S	TPLC100C16MP13C	21.0	CF/CM/CU48D	1375	47.5	34.8	14.75	12.25
YFE48B21S	TPLC100C16MP13C	21.0	CF/CM/CU60C	1375	48.0	35.4	15.00	12.50
YFE48B21S	TPLC100C16MP13C	21.0	CF/CM/CU60D	1375	48.0	35.2	15.00	12.50
YFE48B21S	TPLC100C16MP13C	21.0	CF/CM64D	1375	48.0	35.4	15.00	12.75
YFE48B21S	TPLC100C20MP13C	21.0	CF/CM/CU48C	1375	48.0	35.2	15.25	12.50
YFE48B21S	TPLC100C20MP13C	21.0	CF/CM/CU48D	1375	48.0	35.2	15.25	12.50
YFE48B21S	TPLC100C20MP13C	21.0	CF/CM/CU60C	1325	48.0	34.8	15.25	12.50
YFE48B21S	TPLC100C20MP13C	21.0	CF/CM/CU60D	1325	48.0	34.8	15.25	12.50
YFE48B21S	TPLC100C20MP13C	21.0	CF/CM64D	1325	48.0	34.8	15.50	12.75
YFE48B21S	TPLC120C20MP13C	21.0	CF/CM/CU48C	1375	48.0	35.2	15.25	12.50
YFE48B21S	TPLC120C20MP13C	21.0	CF/CM/CU48D	1375	48.0	35.2	15.25	12.50
YFE48B21S	TPLC120C20MP13C	21.0	CF/CM/CU60C	1325	48.0	34.8	15.25	12.50
YFE48B21S	TPLC120C20MP13C	21.0	CF/CM/CU60D	1325	48.0	34.8	15.25	12.50
YFE48B21S	TPLC120C20MP13C	21.0	CF/CM64D	1325	48.0	34.8	15.50	12.75
YFE48B21S	YP9C100C16MP13C	21.0	CF/CM/CU48C	1425	48.0	35.4	14.75	12.25
YFE48B21S	YP9C100C16MP13C	21.0	CF/CM/CU48D	1425	48.0	35.4	15.00	12.50

COOLING CAPACITY - With High Efficiency Motor Furnaces¹ (Continued)

UNIT MODEL	FURNACE		COIL MODEL ²	COOLING				
	MODEL	WIDTH		RATED CFM	NET MBH		SEER	EER
					TOTAL	SENS.		
YFE48B21S	YP9C100C16MP13C	21.0	CF/CM/CU60C	1325	48.0	35.0	15.00	12.50
YFE48B21S	YP9C100C16MP13C	21.0	CF/CM/CU60D	1325	48.0	34.8	15.25	12.50
YFE48B21S	YP9C100C16MP13C	21.0	CF/CM64D	1325	48.0	34.8	15.25	12.50
YFE48B21S	YP9C100C20MP13C	21.0	CF/CM/CU48C	1350	48.0	34.8	14.75	12.25
YFE48B21S	YP9C100C20MP13C	21.0	CF/CM/CU48D	1350	48.0	34.8	15.00	12.25
YFE48B21S	YP9C100C20MP13C	21.0	CF/CM/CU60C	1350	48.0	35.0	14.75	12.25
YFE48B21S	YP9C100C20MP13C	21.0	CF/CM/CU60D	1350	48.0	35.0	15.00	12.50
YFE48B21S	YP9C100C20MP13C	21.0	CF/CM64D	1350	48.0	35.2	15.25	12.50
YFE48B21S	YP9C120D20MP13C	24.5	CF/CM/CU48D	1300	47.5	34.2	15.25	12.25
YFE48B21S	YP9C120D20MP13C	24.5	CF/CM/CU60D	1300	48.0	34.8	15.25	12.50
YFE48B21S	YP9C120D20MP13C	24.5	CF/CM64D	1575	48.0	37.0	15.25	12.25
YFE48B21S	YPLC080C16MP13C	21.0	CF/CM/CU48C	1375	47.5	34.8	14.75	12.25
YFE48B21S	YPLC080C16MP13C	21.0	CF/CM/CU48D	1375	47.5	34.8	14.75	12.25
YFE48B21S	YPLC080C16MP13C	21.0	CF/CM/CU60C	1375	48.0	35.4	15.00	12.50
YFE48B21S	YPLC080C16MP13C	21.0	CF/CM/CU60D	1375	48.0	35.2	15.00	12.50
YFE48B21S	YPLC080C16MP13C	21.0	CF/CM64D	1375	48.0	35.4	15.00	12.75
YFE48B21S	YPLC100C16MP13C	21.0	CF/CM/CU48C	1375	47.5	34.8	14.75	12.25
YFE48B21S	YPLC100C16MP13C	21.0	CF/CM/CU48D	1375	47.5	34.8	14.75	12.25
YFE48B21S	YPLC100C16MP13C	21.0	CF/CM/CU60C	1375	48.0	35.4	15.00	12.50
YFE48B21S	YPLC100C16MP13C	21.0	CF/CM/CU60D	1375	48.0	35.2	15.00	12.50
YFE48B21S	YPLC100C16MP13C	21.0	CF/CM64D	1375	48.0	35.4	15.00	12.75
YFE48B21S	YPLC100C20MP13C	21.0	CF/CM/CU48C	1375	48.0	35.2	15.25	12.50
YFE48B21S	YPLC100C20MP13C	21.0	CF/CM/CU48D	1375	48.0	35.2	15.25	12.50
YFE48B21S	YPLC100C20MP13C	21.0	CF/CM/CU60C	1325	48.0	34.8	15.25	12.50
YFE48B21S	YPLC100C20MP13C	21.0	CF/CM/CU60D	1325	48.0	34.8	15.25	12.50
YFE48B21S	YPLC100C20MP13C	21.0	CF/CM64D	1325	48.0	34.8	15.50	12.75
YFE48B21S	YPLC120C20MP13C	21.0	CF/CM/CU48C	1375	48.0	35.2	15.25	12.50
YFE48B21S	YPLC120C20MP13C	21.0	CF/CM/CU48D	1375	48.0	35.2	15.25	12.50
YFE48B21S	YPLC120C20MP13C	21.0	CF/CM/CU60C	1325	48.0	34.8	15.25	12.50
YFE48B21S	YPLC120C20MP13C	21.0	CF/CM/CU60D	1325	48.0	34.8	15.25	12.50
YFE48B21S	YPLC120C20MP13C	21.0	CF/CM64D	1325	48.0	34.8	15.50	12.75
YFE60B21S	TM8V100C20MP12C	21.0	CF/CM/CU60C	1550	56.5	41.0	14.25	12.20
YFE60B21S	TM8V100C20MP12C	21.0	CF/CM/CU60D	1550	56.5	41.0	14.75	12.25
YFE60B21S	TM8V100C20MP12C	21.0	CF/CM64D	1550	57.5	41.5	14.50	12.25
YFE60B21S	TM8V120C20MP12C	21.0	CF/CM/CU60C	1550	56.5	41.0	14.25	12.20
YFE60B21S	TM8V120C20MP12C	21.0	CF/CM/CU60D	1550	56.5	41.0	14.75	12.25
YFE60B21S	TM8V120C20MP12C	21.0	CF/CM64D	1550	57.5	41.5	14.50	12.25
YFE60B21S	TM8X080C16MP11	21.0	CF/CM/CU60C	1525	55.5	40.0	14.00	11.75
YFE60B21S	TM8X080C16MP11	21.0	CF/CM/CU60D	1550	56.0	40.5	14.00	11.75
YFE60B21S	TM8X080C16MP11	21.0	CF/CM64D	1525	57.0	41.0	14.00	12.20
YFE60B21S	TM8X100C16MP11	21.0	CF/CM/CU60C	1525	55.5	40.0	14.00	11.75
YFE60B21S	TM8X100C16MP11	21.0	CF/CM/CU60D	1550	56.0	40.5	14.00	11.75
YFE60B21S	TM8X100C16MP11	21.0	CF/CM64D	1525	57.0	41.0	14.00	12.20
YFE60B21S	TM8X100C20MP11	21.0	CF/CM/CU60C	1550	56.5	41.0	14.25	12.00
YFE60B21S	TM8X100C20MP11	21.0	CF/CM/CU60D	1600	57.0	42.0	14.25	12.00
YFE60B21S	TM8X100C20MP11	21.0	CF/CM64D	1550	57.5	41.5	14.50	12.25
YFE60B21S	TM8X120C20MP11	21.0	CF/CM/CU60C	1550	56.5	41.0	14.25	12.00
YFE60B21S	TM8X120C20MP11	21.0	CF/CM/CU60D	1600	57.0	42.0	14.25	12.00
YFE60B21S	TM8X120C20MP11	21.0	CF/CM64D	1550	57.5	41.5	14.50	12.25
YFE60B21S	TM8Y080C16MP11	21.0	CF/CM/CU60C	1525	55.5	40.0	14.00	11.75
YFE60B21S	TM8Y080C16MP11	21.0	CF/CM/CU60D	1550	56.0	40.5	14.00	11.75

COOLING CAPACITY - With High Efficiency Motor Furnaces¹ (Continued)

UNIT MODEL	FURNACE		COIL MODEL ²	COOLING				
	MODEL	WIDTH		RATED CFM	NET MBH		SEER	EER
					TOTAL	SENS.		
YFE60B21S	TM8Y080C16MP11	21.0	CF/CM64D	1525	57.0	41.0	14.00	12.20
YFE60B21S	TM8Y100C16MP11	21.0	CF/CM/CU60C	1525	55.5	40.0	14.00	11.75
YFE60B21S	TM8Y100C16MP11	21.0	CF/CM/CU60D	1550	56.0	40.5	14.00	11.75
YFE60B21S	TM8Y100C16MP11	21.0	CF/CM64D	1525	57.0	41.0	14.00	12.20
YFE60B21S	TM8Y100C20MP11	21.0	CF/CM/CU60C	1550	56.5	41.0	14.25	12.00
YFE60B21S	TM8Y100C20MP11	21.0	CF/CM/CU60D	1600	57.0	42.0	14.25	12.00
YFE60B21S	TM8Y100C20MP11	21.0	CF/CM64D	1550	57.5	41.5	14.50	12.25
YFE60B21S	TM8Y120C20MP11	21.0	CF/CM/CU60C	1550	56.5	41.0	14.25	12.00
YFE60B21S	TM8Y120C20MP11	21.0	CF/CM/CU60D	1600	57.0	42.0	14.25	12.00
YFE60B21S	TM8Y120C20MP11	21.0	CF/CM64D	1550	57.5	41.5	14.50	12.25
YFE60B21S	TM9E100C20MP11	21.0	CF/CM/CU60C	1525	55.5	40.0	14.00	11.75
YFE60B21S	TM9E100C20MP11	21.0	CF/CM/CU60D	1550	56.5	41.0	14.25	12.00
YFE60B21S	TM9E100C20MP11	21.0	CF/CM64D	1550	57.0	41.0	14.25	12.20
YFE60B21S	TM9E120D20MP11	24.5	CF/CM/CU60D	1600	56.5	41.5	14.50	12.00
YFE60B21S	TM9E120D20MP11	24.5	CF/CM64D	1575	57.5	41.5	14.50	12.25
YFE60B21S	TM9V100C16MP12C	21.0	CF/CM/CU60C	1600	56.5	41.5	14.00	11.75
YFE60B21S	TM9V100C16MP12C	21.0	CF/CM/CU60D	1600	56.5	41.5	14.00	12.20
YFE60B21S	TM9V100C16MP12C	21.0	CF/CM64D	1600	57.5	42.0	14.25	12.00
YFE60B21S	TM9V100C20MP12C	21.0	CF/CM/CU60C	1625	56.5	41.5	14.00	11.75
YFE60B21S	TM9V100C20MP12C	21.0	CF/CM64D	1600	57.5	42.0	14.00	11.75
YFE60B21S	TM9V120D20MP12C	24.5	CF/CM/CU60D	1575	56.5	41.0	14.25	12.25
YFE60B21S	TM9V120D20MP12C	24.5	CF/CM64D	1575	57.5	41.5	14.50	12.25
YFE60B21S	TM9Y100C20MP11	21.0	CF/CM/CU60C	1525	55.5	40.0	14.00	11.75
YFE60B21S	TM9Y100C20MP11	21.0	CF/CM/CU60D	1550	56.5	41.0	14.25	12.00
YFE60B21S	TM9Y100C20MP11	21.0	CF/CM64D	1550	57.0	41.0	14.25	12.20
YFE60B21S	TM9Y120D20MP11	24.5	CF/CM/CU60D	1600	56.5	41.5	14.50	12.00
YFE60B21S	TM9Y120D20MP11	24.5	CF/CM64D	1575	57.5	41.5	14.50	12.25
YFE60B21S	TMLV100C20MP12C	21.0	CF/CM/CU60C	1550	56.5	41.0	14.25	12.20
YFE60B21S	TMLV100C20MP12C	21.0	CF/CM/CU60D	1550	56.5	41.0	14.75	12.25
YFE60B21S	TMLV100C20MP12C	21.0	CF/CM64D	1550	57.5	41.5	14.50	12.25
YFE60B21S	TMLV120C20MP12C	21.0	CF/CM/CU60C	1550	56.5	41.0	14.25	12.20
YFE60B21S	TMLV120C20MP12C	21.0	CF/CM/CU60D	1550	56.5	41.0	14.75	12.25
YFE60B21S	TMLV120C20MP12C	21.0	CF/CM64D	1550	57.5	41.5	14.50	12.25
YFE60B21S	TMLX080C16MP11	21.0	CF/CM/CU60C	1525	55.5	40.0	14.00	11.75
YFE60B21S	TMLX080C16MP11	21.0	CF/CM/CU60D	1550	56.0	40.5	14.00	11.75
YFE60B21S	TMLX080C16MP11	21.0	CF/CM64D	1525	57.0	41.0	14.00	12.20
YFE60B21S	TMLX100C16MP11	21.0	CF/CM/CU60C	1525	55.5	40.0	14.00	11.75
YFE60B21S	TMLX100C16MP11	21.0	CF/CM/CU60D	1550	56.0	40.5	14.00	11.75
YFE60B21S	TMLX100C16MP11	21.0	CF/CM64D	1525	57.0	41.0	14.00	12.20
YFE60B21S	TMLX100C20MP11	21.0	CF/CM/CU60C	1550	56.5	41.0	14.25	12.00
YFE60B21S	TMLX100C20MP11	21.0	CF/CM/CU60D	1600	57.0	42.0	14.25	12.00
YFE60B21S	TMLX100C20MP11	21.0	CF/CM64D	1550	57.5	41.5	14.50	12.25
YFE60B21S	TMLX120C20MP11	21.0	CF/CM/CU60C	1550	56.5	41.0	14.25	12.00
YFE60B21S	TMLX120C20MP11	21.0	CF/CM/CU60D	1600	57.0	42.0	14.25	12.00
YFE60B21S	TMLX120C20MP11	21.0	CF/CM64D	1550	57.5	41.5	14.50	12.25
YFE60B21S	TP9C100C16MP13C	21.0	CF/CM/CU60C	1600	56.5	41.5	14.00	11.75
YFE60B21S	TP9C100C16MP13C	21.0	CF/CM/CU60D	1600	56.5	41.5	14.00	12.20
YFE60B21S	TP9C100C16MP13C	21.0	CF/CM64D	1600	57.5	42.0	14.25	12.00
YFE60B21S	TP9C100C20MP13C	21.0	CF/CM/CU60C	1625	56.5	41.5	14.00	11.75
YFE60B21S	TP9C100C20MP13C	21.0	CF/CM64D	1600	57.5	42.0	14.00	11.75
YFE60B21S	TP9C120D20MP13C	24.5	CF/CM/CU60D	1575	56.5	41.0	14.25	12.25

COOLING CAPACITY - With High Efficiency Motor Furnaces¹ (Continued)

UNIT MODEL	FURNACE		COIL MODEL ²	COOLING				
	MODEL	WIDTH		RATED CFM	NET MBH		SEER	EER
					TOTAL	SENS.		
YFE60B21S	TP9C120D20MP13C	24.5	CF/CM64D	1575	57.5	41.5	14.50	12.25
YFE60B21S	TPLC100C20MP13C	21.0	CF/CM/CU60C	1550	56.5	41.0	14.25	12.20
YFE60B21S	TPLC100C20MP13C	21.0	CF/CM/CU60D	1550	56.5	41.0	14.75	12.25
YFE60B21S	TPLC100C20MP13C	21.0	CF/CM64D	1550	57.5	41.5	14.50	12.25
YFE60B21S	TPLC120C20MP13C	21.0	CF/CM/CU60C	1550	56.5	41.0	14.25	12.20
YFE60B21S	TPLC120C20MP13C	21.0	CF/CM/CU60D	1550	56.5	41.0	14.75	12.25
YFE60B21S	TPLC120C20MP13C	21.0	CF/CM64D	1550	57.5	41.5	14.50	12.25
YFE60B21S	YP9C100C16MP13C	21.0	CF/CM/CU60C	1600	56.5	41.5	14.00	11.75
YFE60B21S	YP9C100C16MP13C	21.0	CF/CM/CU60D	1600	56.5	41.5	14.00	12.20
YFE60B21S	YP9C100C16MP13C	21.0	CF/CM64D	1600	57.5	42.0	14.25	12.00
YFE60B21S	YP9C100C20MP13C	21.0	CF/CM/CU60C	1625	56.5	41.5	14.00	11.75
YFE60B21S	YP9C100C20MP13C	21.0	CF/CM64D	1600	57.5	42.0	14.00	11.75
YFE60B21S	YP9C120D20MP13C	24.5	CF/CM/CU60D	1575	56.5	41.0	14.25	12.25
YFE60B21S	YP9C120D20MP13C	24.5	CF/CM64D	1575	57.5	41.5	14.50	12.25
YFE60B21S	YPLC100C20MP13C	21.0	CF/CM/CU60C	1550	56.5	41.0	14.25	12.20
YFE60B21S	YPLC100C20MP13C	21.0	CF/CM/CU60D	1550	56.5	41.0	14.75	12.25
YFE60B21S	YPLC100C20MP13C	21.0	CF/CM64D	1550	57.5	41.5	14.50	12.25
YFE60B21S	YPLC120C20MP13C	21.0	CF/CM/CU60C	1550	56.5	41.0	14.25	12.20
YFE60B21S	YPLC120C20MP13C	21.0	CF/CM/CU60D	1550	56.5	41.0	14.75	12.25
YFE60B21S	YPLC120C20MP13C	21.0	CF/CM64D	1550	57.5	41.5	14.50	12.25

For rated condition information, see the footnotes below the System Capacity - Single Piece and Modular Air Handlers table.

1. High Efficiency Motor Furnaces have B.O.D (Blower Off Delay) standard.
2. CM coils available with a factory installed horizontal drain pan. See price pages for specific model number. PSC furnaces, such as the TG8S, TGLS, and TG9S, use Coil Only Ratings.

APPLICATIONS AND ACCESSORIES

Refer to Price Manual for specific model numbers.

Standard Application Limits*		
Maximum Lineset Equivalent Length	80 Ft	
Outdoor Ambient Temperature Limits		
Cooling Operation	Maximum DB	125°F
	Minimum DB	55°F

* For Low Ambient and/or Long Lineset Applications, please see the accessories listed below.

Non-Standard Lineset Applications - For installations with reduced diameter or long linesets, refer to the current version of the Piping Application Guide P/N 247077, available in the Application Bulletins section on www.simplygettingthejobdone.com.

OD Unit Anti Short Cycle Kit (10 Pack) S1-2TD08700124BK: A time delay that prevents rapid compressor restarting as a result of power interruption, limit switch operation, or thermostat resetting. Not required for HP models, or for AC models with factory electronic controls.

Standard Low Ambient Control Kit S1-2LA06700424: Allows the use of air conditioning at low outdoor ambient temperatures down to +20°F (-7°C). For use with all R-410A single stage AC & HP models.

Advanced Low Ambient Control Kit S1-2LA04701024: Contains the necessary components and controls to allow cooling operation down to -20°F (-29°C). For use with some R-410A single stage AC & HP models. This accessory can only be applied to models that contain a PSC outdoor fan motor.

Low Pressure Switch Kit S1-2PS06700524: Provides field installed low pressure (loss of charge) protection. Not required for HP models, or for AC models with factory electronic controls.

High Ambient Outdoor Fan Motor S1-FHM**HT:** Class F 70°C motor to allow cooling operation up to 160°F air entering the outdoor coil. For use with all R-410A single stage AC & HP models containing R-410A refrigerant only.

Start Assist Kit S1-2SA067***:** Provides increased compressor starting torque for areas with low supply voltage. Required for units with recip compressors when applied with indoor TXV, and for all units when applied with long linesets or low ambient kits. May be factory installed on select AC & HP units (see Physical & Electrical Table). See Price Pages or Source1 SmartSearch for the correct kit for each application.

Outdoor Communicating Board Kit (S1-33102952310): Electronic control upgrade for standard AC & HP units to provide compatibility with the Residential Touch Screen Communicating Control.

Compressor Crankcase Heater Kit (S1-025-**-***):** A wrap-around electrical resistance heater that warms the compressor sump, reducing the chance of liquid slugging on startup. Required on all long lineset and low ambient applications. See Price Pages or Source1 SmartSearch for the correct part for each application.

Support Feet S1-HPRKIT:** Kit of support feet to raise unit above snow or landscaping. Available in heights of 3", 6" or 12".

Anchor Bracket Kit S1-1HK0401: Firmly anchors unit to pad or support structure. When properly installed, approved for ground-mounted or roof-mounted applications.

Indoor TXV Kit S1-1TVM*:** Thermal expansion valves precisely meter refrigerant for optimum performance over a wide range of conditions. See System Charge Table, Price Pages, or Source1 Smart Search for TXV part number for each AC & HP model.

Wall Mount Kit (S1-ACB-):** Includes two brackets to allow outdoor unit to be securely mounted to a vertical wall. Mounting hardware is field sourced according to the specific application.

Winter Cover Kit S1-CCVRE*:** Custom fit winter cover protects AC condensing unit from debris during the off-season. Must be removed prior to unit operation. See Price Pages or Source1 SmartSearch for the correct cover for each application.

Cold Weather Charging Tent S1-CHGTENT01: Provides warm environment to accurately service AC & HP systems in ambient conditions 55°F (13°C) or colder.

Touch-up Paint S1-5130153***:** Color matched aerosol paint for touching up unit chassis and panels. See Price Pages or Source1 SmartSearch for the correct color for each application.

Compressor Sound Blanket S1-010-07xxx-000: A field installed dense foam cover that provides 2dBA sound level reduction. See Price Pages or Source1 SmartSearch for the correct blanket for each application.

Thermostat: Compatible thermostat controls are available through accessory sourcing. For optimum performance, these outdoor units are fully compatible with our York Hx™ Touch-screen Thermostats available through Source1. For more information, see the thermostat section of the Product Equipment Catalog.

SOUND POWER RATINGS

Cooling Model Number	Octave Band Sound Power Level (db re. 1-pW)								dBA	SQI
	63	125	250	500	1000	2000	4000	8000		
YFE18B21S	43.9	51.9	55.2	62.4	64.5	66.0	56.9	52.6	70.0	19.1
YFE24B21S	44.3	58	61	67.2	68.2	70.3	64.4	57.9	74.0	19.1
YFE30B21S	43.2	57.4	60.5	67.6	70.0	70.4	63.6	57.5	75.0	19.0
YFE36B21S	41.5	56.0	63.6	66.4	67.4	67.2	59.8	54.2	73.0	19.1
YFE42B21S	42.6	56.2	60.6	66.8	68.1	65.3	60.3	55.6	73.0	19.0
YFE48B21S	42.7	54.9	60.5	68.7	68.4	64.3	61.1	55.2	73.0	19.2
YFE60B21S	47.7	59.1	61.3	68.7	69.8	67.7	62.5	58.6	74.0	19.2

Rated in accordance with ARI Standard 270.

MECHANICAL SPECIFICATIONS

MANUFACTURE AND CERTIFICATIONS

- Units shall be manufactured in an ISO 9001 certified facility.
- Units shall be certified by CSA to UL 1995 / CSA 22.2 and performance certified to ANSI/AHRI Standard 210/240.
- Units shall be sound tested according to ANSI/AHRI Standard 270.
- Certified matched system ratings will be available for download from the AHRI online directory at www.ahridirectory.org
- Unit packaging shall be marked, "Assembled in the USA"

UNIT APPLICATION

- Units shall be approved for cooling operation between 55°F and 125°F without modification.
- Units shall be approved for linesets up to 80 feet equivalent length without modification.
- Units shall be approved for installation within 6 inches of a flat vertical wall without modification, according to the instructions in the technical literature.
- Units shall be certified to the 5th Edition (2014) of the Florida Building Code for a combined allowable lateral and uplift wind force of 200 psf and 100 psf, respectively, for both ground-mounted and rooftop-mounted applications up to 200 feet above grade with approved mounting kit.
- Units shall be designed to 76dBA or less to minimize sound pollution.

UNIT ACCESS

- Units shall have a removable fan guard that can be removed independently of the top for interior access through the top of the unit without damaging the coil.
- Units shall have two removable stamped steel coil guards for exterior coil access.
- Units shall have a separate compartment for electrical controls that can be accessed without disturbing the unit airflow.
- Units shall have a blockoff panel that can be removed to provide interior unit access through the side of the unit.
- Units shall have a removable blockoff panel and a swing away removable electrical panel that provides sufficient interior unit access for removing the compressor through the side of the unit.

UNIT CONSTRUCTION

- Units shall be shipped completely wired, piped and assembled. Wiring pigtails shall be provided for field control wiring connections. Service valves shall be provided for field refrigerant line connections.

- Units shall be factory leak checked, run tested, and shipped with a holding charge of R-410A refrigerant.
- Unit cabinet components shall be G90 equivalent steel finished with powder-coat paint rated at a minimum of 500 hours under ASTM B117 testing.
- Unit base pan shall be stamped G90 equivalent steel finished with powder-coat paint rated at a minimum of 500 hours under ASTM B117 testing.
- Units shall have a single corner post opposite the electrical control box and two independently removable steel coil guard panels to optimize cabinet strength and serviceability.
- Units shall have L-shaped stamped sheet metal coil guards with punched and extruded slots for maximum panel durability and stiffness.
- Units shall have a factory installed filter-drier for faster installation and improved system reliability.
- Unit base valves shall be mounted diagonally on the unit base pan with service ports that provide sufficient clearance for low-loss hose fittings.
- Units shall be constructed with a high pressure switch for system protection.
- Units shall be constructed with all badging and labels applied at the factory.

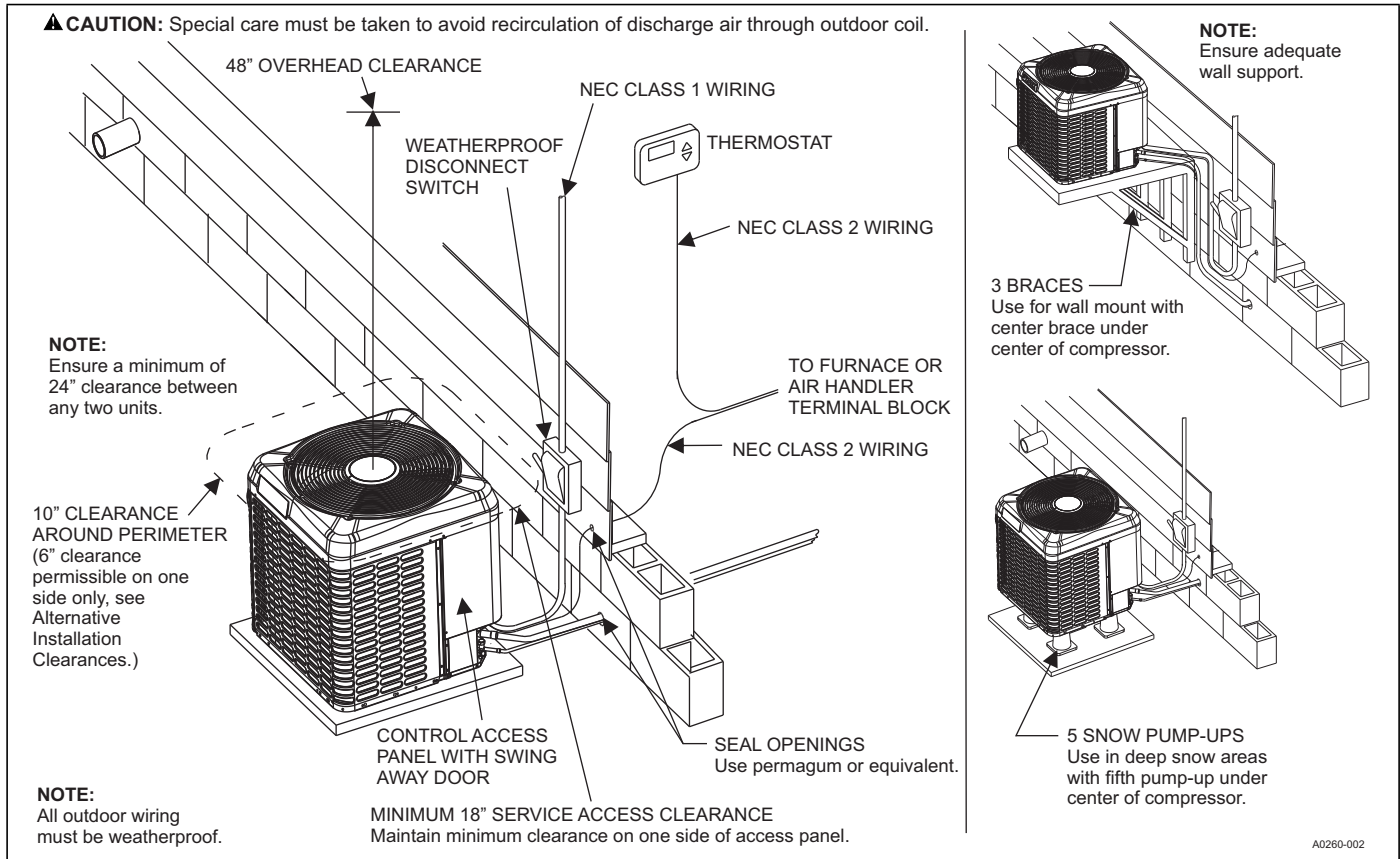
UNIT COMPONENTS

- Compressor shall be hermetic with internal electrical overload protection and internal overpressure protection.
- Compressor shall be mounted on rubber vibration isolators that do not require the removal of transportation clips or brackets.
- Units shall be constructed with scroll compressors.
- Outdoor fan shall be direct drive with vertical air discharge for low sound levels.
- Outdoor fan motor shall be totally enclosed with permanently lubricated ball bearings motors approved for vertical shaft applications.
- Outdoor coil shall be air cooled and constructed of enhanced aluminum fins mechanically bonded to internally enhanced Ø 7mm copper tubing.

UNIT WARRANTIES

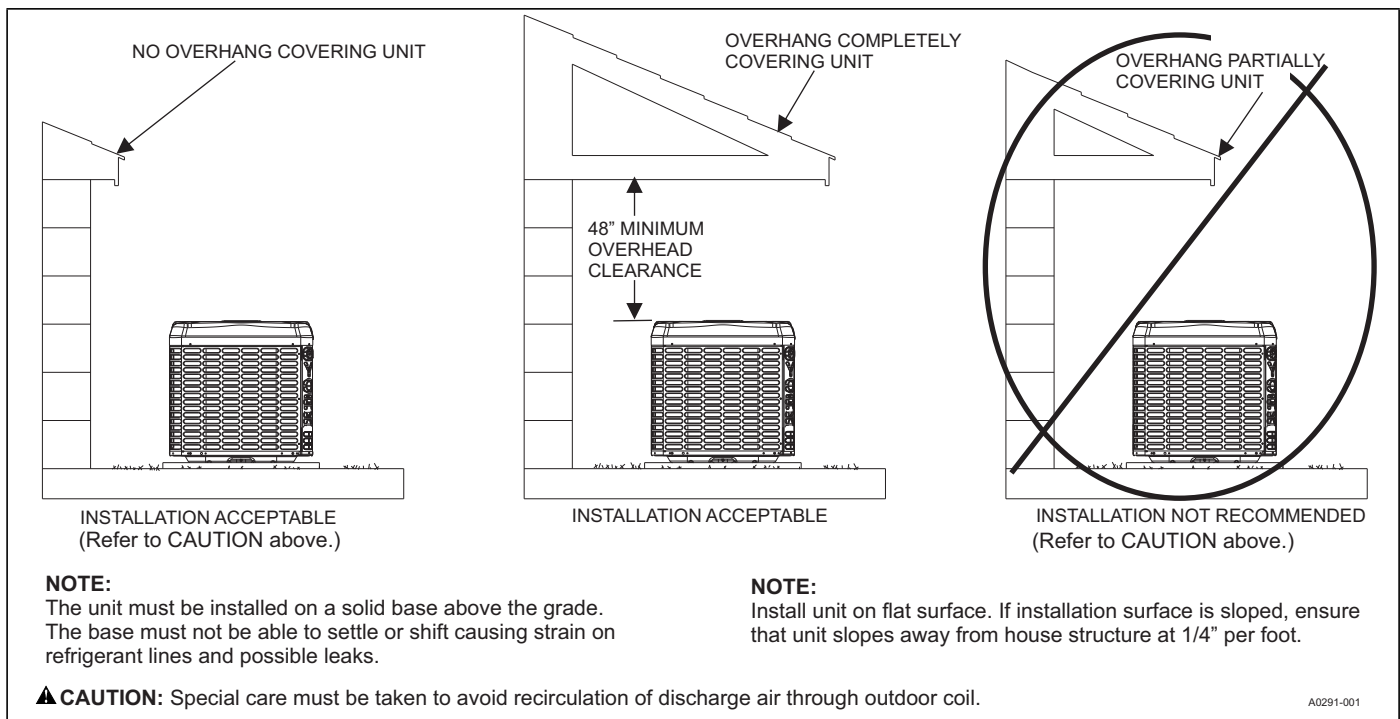
- Unit manufacturer shall provide a 10-Year compressor warranty without a requirement for unit registration.
- Unit manufacturer shall provide a 5-Year parts warranty without a requirement for unit registration.

TYPICAL INSTALLATION

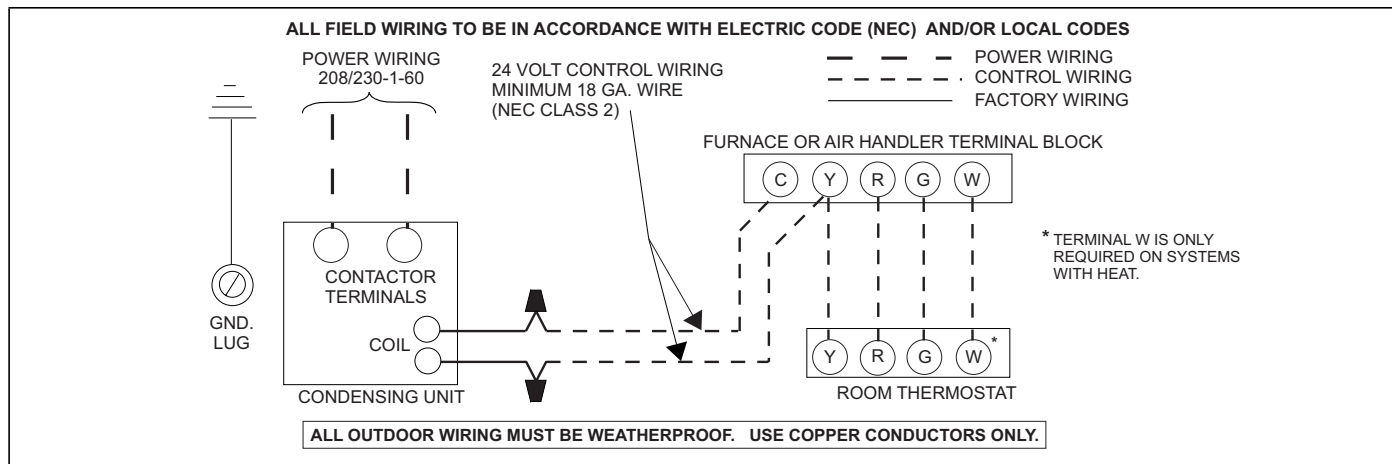


▲ CAUTION

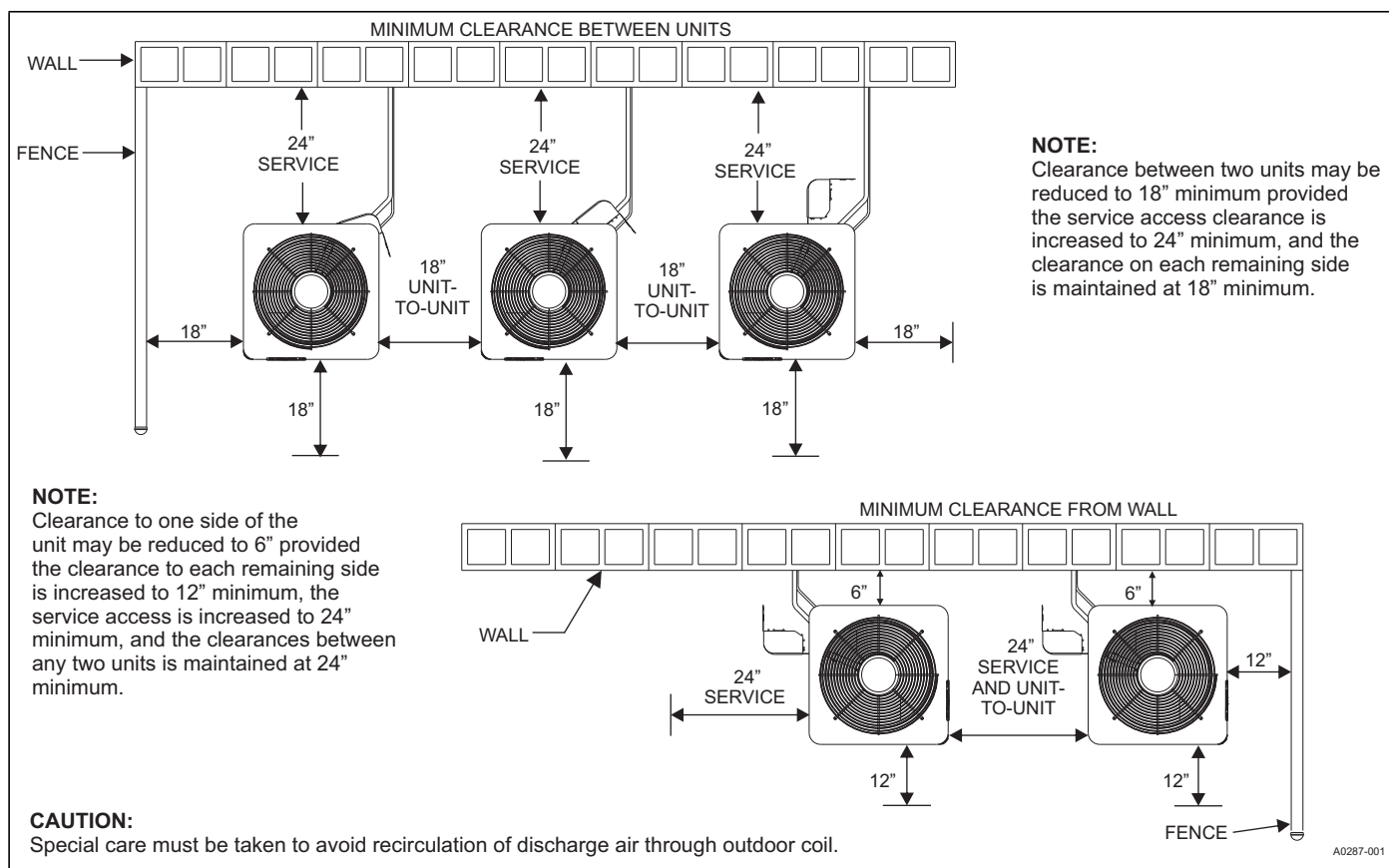
Care must be taken to prevent ice from damaging the unit. Damage may occur from ice falling onto unit from a sloped roof or from a vertical drip line due to a partial overhang.



TYPICAL FIELD WIRING



ALTERNATIVE INSTALLATION CLEARANCES



PERFORMANCE DATA - 1.5 TON

CONDENSER-ONLY DATA (OUTDOOR UNIT)																		
MODEL	SATURATED SUCTION @ COMPRESSOR		Outdoor Ambient Temperature															
			55 °F		65 °F		75 °F		85 °F		95 °F		105 °F		115 °F		125 °F	
	T (°F)	P (PSIG)	MBH	KW	MBH	KW	MBH	KW	MBH	KW	MBH	KW	MBH	KW	MBH	KW	MBH	KW
YFE18B21S	35	107	17.2	0.80	16.2	0.91	15.4	1.03	14.5	1.16	13.6	1.30	12.7	1.48	11.8	1.68	10.7	1.91
	40	118	18.9	0.79	17.9	0.90	16.9	1.02	16.0	1.15	15.0	1.29	14.1	1.46	13.0	1.67	11.9	1.89
	45	130	20.7	0.79	19.6	0.90	18.6	1.01	17.6	1.14	16.6	1.28	15.5	1.45	14.4	1.65	13.2	1.88
	50	142	22.6	0.79	21.5	0.89	20.4	1.01	19.3	1.13	18.2	1.27	17.0	1.45	15.8	1.64	14.5	1.86
	55	156	24.7	0.79	23.5	0.89	22.3	1.00	21.2	1.13	19.7	1.27	18.6	1.45	17.4	1.63	16.0	1.84

Notes:

- For Outdoor Unit (Condenser) performance only. Data does not include the effects of air handler power or heat.
- Performance based on 15°F subcooling and 15°F superheat at the Outdoor Unit base valves.
 - Increase capacity by 1% for each 2°F increase in subcooling.
 - Decrease capacity by 1% for each 2°F decrease in subcooling.
- Maximum recommended condensing temperature is 140°F.

COOLING PERFORMANCE DATA																
OUTDOOR UNIT MODEL NO.		YFE18B21S														
INDOOR COIL MODEL NO.		CF18AXA1														
AIR TEMP. ENTERING OUTDOOR UNIT (°F)	ID CFM	450					600					750				
	ID DB (°F)	80	80	75	80	80	80	80	75	80	80	80	80	75	80	80
	ID WB (°F)	57	62	62	67	72	57	62	62	67	72	57	62	62	67	72
55	T.C.	22.1	20.1	17.1	17.3	14.0	24.1	23.1	19.4	19.3	15.5	26.0	26.0	21.7	21.3	17.0
	S.C.	16.5	15.0	12.8	12.9	10.5	18.0	17.2	14.5	14.4	11.6	19.4	19.4	16.2	15.9	12.7
	KW	0.93	0.92	0.92	0.91	0.90	0.97	0.97	0.97	0.96	0.95	1.02	1.02	1.01	1.01	1.01
65	T.C.	21.5	19.7	16.9	16.8	13.6	23.4	22.5	19.2	18.9	15.1	25.4	25.3	21.4	21.0	16.5
	S.C.	16.1	14.7	12.6	12.5	10.2	17.5	16.8	14.3	14.1	11.3	18.9	18.9	16.0	15.7	12.3
	KW	1.03	1.03	1.02	1.02	1.01	1.07	1.08	1.07	1.07	1.06	1.12	1.13	1.12	1.12	1.11
75	T.C.	20.9	19.3	16.7	16.3	13.2	22.8	21.9	18.9	18.5	14.6	24.7	24.5	21.2	20.8	16.0
	S.C.	15.6	14.4	12.5	12.2	9.9	17.0	16.4	14.2	13.9	10.9	18.4	18.3	15.8	15.5	12.0
	KW	1.13	1.14	1.13	1.13	1.11	1.18	1.19	1.18	1.18	1.16	1.22	1.24	1.23	1.23	1.21
85	T.C.	20.2	18.7	16.1	16.0	12.9	21.9	21.5	18.3	18.2	14.3	23.5	24.3	20.5	20.4	15.7
	S.C.	15.1	14.0	12.0	11.9	9.6	16.3	16.1	13.7	13.6	10.7	17.6	18.2	15.3	15.2	11.7
	KW	1.27	1.28	1.26	1.27	1.25	1.32	1.33	1.31	1.32	1.30	1.36	1.37	1.36	1.37	1.35
95	T.C.	19.6	18.2	15.5	15.6	12.5	21.0	21.2	17.7	17.8	14.0	22.4	24.1	19.8	20.0	15.4
	S.C.	14.6	13.6	11.6	11.7	9.4	15.7	15.8	13.2	13.3	10.4	16.7	18.0	14.8	14.9	11.5
	KW	1.41	1.42	1.40	1.41	1.38	1.45	1.47	1.45	1.46	1.43	1.50	1.51	1.50	1.50	1.49
105	T.C.	18.9	17.5	15.0	15.0	11.9	20.1	20.0	17.1	17.1	13.3	21.3	22.5	19.3	19.1	14.6
	S.C.	14.1	13.1	11.2	11.2	8.9	15.0	14.9	12.8	12.8	9.9	15.9	16.8	14.4	14.3	10.9
	KW	1.60	1.62	1.60	1.61	1.59	1.65	1.67	1.65	1.66	1.64	1.70	1.72	1.70	1.71	1.69
115	T.C.	18.2	16.8	14.5	14.4	11.4	19.2	18.9	16.6	16.4	12.6	20.2	21.0	18.7	18.3	13.8
	S.C.	13.6	12.5	10.8	10.7	8.5	14.4	14.1	12.4	12.2	9.4	15.1	15.7	14.0	13.7	10.3
	KW	1.80	1.81	1.80	1.81	1.79	1.85	1.87	1.85	1.86	1.84	1.90	1.92	1.90	1.91	1.89
125	T.C.	17.5	16.0	14.0	13.8	10.8	18.3	17.7	16.1	15.6	11.9	19.1	19.4	18.2	17.5	13.1
	S.C.	13.1	12.0	10.5	10.3	8.1	13.7	13.2	12.0	11.7	8.9	14.3	14.5	13.6	13.1	9.8
	KW	1.99	2.01	2.00	2.00	1.98	2.04	2.06	2.05	2.05	2.04	2.10	2.12	2.10	2.10	2.09

NOTE: ALL CAPACITIES INCLUDE INDOOR FAN HEAT. KW VALUES ARE FOR THE SYSTEM (OUTDOOR + INDOOR).

Green shaded cells are ACCA (TVA) conditions.

Blue shaded cells are AHRI conditions.

Multipliers for determining the performance with other indoor sections.

NOTE: For dry bulb temperatures different than those listed (between 73-87 °F), sensible capacity increases by 1060 BTUH per 1000 CFM per degree above the listed temperature and decreases by 1060 BTUH per 1000 CFM per degree below the listed temperature.

COIL MULTIPLIERS - 1.5 TON

Air Handler	Coil	T.C.	S.C.	KW
-	CF/CM/CU18A	1.00	1.00	1.00
-	CF/CM/CU18B	1.00	1.00	1.00
-	CF/CM/CU24A	1.01	1.02	1.01
-	CF/CM/CU24B	1.01	1.02	1.01
-	CF/CM/CU24C	1.01	1.02	1.01
-	CF/CM/CU30A	1.01	1.02	1.01
-	CF/CM/CU30B	1.01	1.02	1.01
-	CF/CM/CU30C	1.01	1.02	1.01
-	CF/CM/CU30D	1.01	1.02	1.01
-	CF/CM/CU36B	1.01	1.01	1.01
-	CF/CM/CU36C	1.01	1.01	1.01
-	CF/CM/CU36D	1.01	1.01	1.01
-	CF/CM36A	1.01	1.01	1.01
AE18BX21	-	1.01	1.03	0.93
AE24BX21	-	1.01	1.02	0.93
AE30BX21	-	1.01	1.04	0.93
AE36BX21	-	1.01	1.01	0.97
AE36CX21	-	1.01	1.01	0.95
AP18BX21	-	1.01	1.02	0.99
AP24BX21	-	1.01	1.02	1.01
AP30BX21	-	1.01	1.01	1.01
AVC18BX21	-	1.01	1.03	0.93
AVC24BX21	-	1.01	1.02	0.93
AVC30BX21	-	1.01	1.03	0.93
ME08BN21	CF/CM18B	1.01	1.03	0.93
ME08BN21	CF/CM24B	1.01	1.02	0.93
ME08BN21	CF/CM30B	1.01	1.03	0.93
ME08BN21	CF/CM36B	1.01	1.02	0.93
ME12BN21	CF/CM18B	1.01	1.02	0.99
ME12BN21	CF/CM24B	1.01	1.04	0.97
ME12BN21	CF/CM30B	1.01	1.04	0.97
ME12BN21	CF/CM36B	1.01	1.05	0.95
MVC08BN21	CF/CM18B	1.01	0.99	0.93
MVC08BN21	CF/CM24B	1.01	1.01	0.93
MVC08BN21	CF/CM30B	1.01	1.03	0.93
MVC12BN21	CF/CM36B	1.01	1.05	0.93

FURNACE MULTIPLIERS - 1.5 TON

Furnaces	Coil	T.C.	S.C.	KW
TM8V060A12MP12C	CF/CM/CU18A	1.01	1.07	0.93
TM8V060A12MP12C	CF/CM/CU24A	1.01	1.06	0.93
TM8V060A12MP12C	CF/CM/CU30A	1.01	1.06	0.93
TM8V060A12MP12C	CF/CM36A	1.01	1.05	0.93
TM8V080B12MP12C	CF/CM/CU18B	1.01	1.07	0.93
TM8V080B12MP12C	CF/CM/CU24B	1.01	1.06	0.93
TM8V080B12MP12C	CF/CM/CU30B	1.01	1.06	0.93
TM8V080B12MP12C	CF/CM/CU36B	1.01	1.04	0.93
TM8X060A12MP11	CF/CM/CU18A	1.01	1.07	0.93
TM8X060A12MP11	CF/CM/CU24A	1.01	1.06	0.93
TM8X060A12MP11	CF/CM/CU30A	1.01	1.06	0.93
TM8X060A12MP11	CF/CM36A	1.01	1.04	0.93
TM8X080B12MP11	CF/CM/CU18B	1.01	1.10	0.93
TM8X080B12MP11	CF/CM/CU24B	1.01	1.10	0.93
TM8X080B12MP11	CF/CM/CU30B	1.01	1.09	0.93
TM8X080B12MP11	CF/CM/CU36B	1.01	1.08	0.93
TM8X080C16MP11	CF/CM/CU30C	1.01	1.11	0.93
TM8X080C16MP11	CF/CM/CU36C	1.01	1.09	0.93
TM8X100C16MP11	CF/CM/CU30C	1.01	1.11	0.93
TM8X100C16MP11	CF/CM/CU36C	1.01	1.09	0.93
TM8Y060A12MP11	CF/CM/CU18A	1.01	1.07	0.93
TM8Y060A12MP11	CF/CM/CU24A	1.01	1.06	0.93
TM8Y060A12MP11	CF/CM/CU30A	1.01	1.06	0.93
TM8Y060A12MP11	CF/CM36A	1.01	1.04	0.93
TM8Y080B12MP11	CF/CM/CU18B	1.01	1.10	0.93
TM8Y080B12MP11	CF/CM/CU24B	1.01	1.10	0.93
TM8Y080B12MP11	CF/CM/CU30B	1.01	1.09	0.93
TM8Y080B12MP11	CF/CM/CU36B	1.01	1.08	0.93
TM8Y080C16MP11	CF/CM/CU30C	1.01	1.11	0.93
TM8Y080C16MP11	CF/CM/CU36C	1.01	1.09	0.93
TM8Y100C16MP11	CF/CM/CU30C	1.01	1.11	0.93
TM8Y100C16MP11	CF/CM/CU36C	1.01	1.09	0.93
TM9E040A10MP11	CF/CM/CU18A	0.99	0.96	0.93
TM9E040A10MP11	CF/CM/CU24A	1.00	0.96	0.92
TM9E040A10MP11	CF/CM/CU30A	1.01	0.96	0.93
TM9E040A10MP11	CF/CM36A	1.01	0.98	0.93
TM9E080B12MP11	CF/CM/CU18B	1.01	1.12	0.95
TM9E080B12MP11	CF/CM/CU24B	1.01	1.12	0.93
TM9E080B12MP11	CF/CM/CU30B	1.01	1.10	0.93
TM9E080B12MP11	CF/CM/CU36B	1.01	1.09	0.93
TM9E100C16MP11	CF/CM/CU24C	1.01	1.06	0.93
TM9E100C16MP11	CF/CM/CU30C	1.01	1.06	0.93
TM9E100C16MP11	CF/CM/CU30D	1.01	1.07	0.93
TM9E100C16MP11	CF/CM/CU36C	1.01	1.07	0.93
TM9E100C16MP11	CF/CM/CU36D	1.01	1.07	0.93
TM9V080B12MP12C	CF/CM/CU18B	1.01	1.07	0.93
TM9V080B12MP12C	CF/CM/CU24B	1.01	1.06	0.93
TM9V080B12MP12C	CF/CM/CU30B	1.01	1.06	0.93
TM9V080B12MP12C	CF/CM/CU36B	1.01	1.05	0.93
TM9Y040A10MP11	CF/CM/CU18A	0.99	0.96	0.93
TM9Y040A10MP11	CF/CM/CU24A	1.00	0.96	0.92
TM9Y040A10MP11	CF/CM/CU30A	1.01	0.96	0.93
TM9Y040A10MP11	CF/CM36A	1.01	0.98	0.93
TM9Y080B12MP11	CF/CM/CU18B	1.01	1.12	0.95
TM9Y080B12MP11	CF/CM/CU24B	1.01	1.12	0.93

FURNACE MULTIPLIERS - 1.5 TON (Continued)

Furnaces	Coil	T.C.	S.C.	KW
TM9Y080B12MP11	CF/CM/CU30B	1.01	1.10	0.93
TM9Y080B12MP11	CF/CM/CU36B	1.01	1.09	0.93
TM9Y100C16MP11	CF/CM/CU24C	1.01	1.06	0.93
TM9Y100C16MP11	CF/CM/CU30C	1.01	1.06	0.93
TM9Y100C16MP11	CF/CM/CU30D	1.01	1.07	0.93
TM9Y100C16MP11	CF/CM/CU36C	1.01	1.07	0.93
TM9Y100C16MP11	CF/CM/CU36D	1.01	1.07	0.93
TMLV060A12MP12C	CF/CM/CU18A	1.01	1.07	0.93
TMLV060A12MP12C	CF/CM/CU24A	1.01	1.06	0.93
TMLV060A12MP12C	CF/CM/CU30A	1.01	1.06	0.93
TMLV060A12MP12C	CF/CM36A	1.01	1.05	0.93
TMLV080B12MP12C	CF/CM/CU18B	1.01	1.07	0.93
TMLV080B12MP12C	CF/CM/CU24B	1.01	1.06	0.93
TMLV080B12MP12C	CF/CM/CU30B	1.01	1.06	0.93
TMLV080B12MP12C	CF/CM/CU36B	1.01	1.04	0.93
TMLX060A12MP11	CF/CM/CU18A	1.01	1.07	0.93
TMLX060A12MP11	CF/CM/CU24A	1.01	1.06	0.93
TMLX060A12MP11	CF/CM/CU30A	1.01	1.06	0.93
TMLX060A12MP11	CF/CM36A	1.01	1.04	0.93
TMLX080B12MP11	CF/CM/CU18B	1.01	1.10	0.93
TMLX080B12MP11	CF/CM/CU24B	1.01	1.10	0.93
TMLX080B12MP11	CF/CM/CU30B	1.01	1.09	0.93
TMLX080B12MP11	CF/CM/CU36B	1.01	1.08	0.93
TMLX080C16MP11	CF/CM/CU30C	1.01	1.11	0.93
TMLX080C16MP11	CF/CM/CU36C	1.01	1.09	0.93
TMLX100C16MP11	CF/CM/CU30C	1.01	1.11	0.93
TMLX100C16MP11	CF/CM/CU36C	1.01	1.09	0.93

FURNACE MULTIPLIERS - 1.5 TON (Continued)

Furnaces	Coil	T.C.	S.C.	KW
TP9C080B12MP13C	CF/CM/CU18B	1.01	1.07	0.93
TP9C080B12MP13C	CF/CM/CU24B	1.01	1.06	0.93
TP9C080B12MP13C	CF/CM/CU30B	1.01	1.06	0.93
TP9C080B12MP13C	CF/CM/CU36B	1.01	1.05	0.93
TPLC060A12MP13C	CF/CM/CU18A	1.01	1.07	0.93
TPLC060A12MP13C	CF/CM/CU24A	1.01	1.06	0.93
TPLC060A12MP13C	CF/CM/CU30A	1.01	1.06	0.93
TPLC060A12MP13C	CF/CM36A	1.01	1.05	0.93
TPLC080B12MP13C	CF/CM/CU18B	1.01	1.07	0.93
TPLC080B12MP13C	CF/CM/CU24B	1.01	1.06	0.93
TPLC080B12MP13C	CF/CM/CU30B	1.01	1.06	0.93
TPLC080B12MP13C	CF/CM/CU36B	1.01	1.04	0.93
YP9C080B12MP13C	CF/CM/CU18B	1.01	1.07	0.93
YP9C080B12MP13C	CF/CM/CU24B	1.01	1.06	0.93
YP9C080B12MP13C	CF/CM/CU30B	1.01	1.06	0.93
YP9C080B12MP13C	CF/CM/CU36B	1.01	1.05	0.93
YPLC060A12MP13C	CF/CM/CU18A	1.01	1.07	0.93
YPLC060A12MP13C	CF/CM/CU24A	1.01	1.06	0.93
YPLC060A12MP13C	CF/CM/CU30A	1.01	1.06	0.93
YPLC060A12MP13C	CF/CM36A	1.01	1.05	0.93
YPLC080B12MP13C	CF/CM/CU18B	1.01	1.07	0.93
YPLC080B12MP13C	CF/CM/CU24B	1.01	1.06	0.93
YPLC080B12MP13C	CF/CM/CU30B	1.01	1.06	0.93
YPLC080B12MP13C	CF/CM/CU36B	1.01	1.04	0.93

PERFORMANCE DATA - 2 TON

CONDENSER-ONLY DATA (OUTDOOR UNIT)																		
MODEL	SATURATED SUCTION @ COMPRESSOR		Outdoor Ambient Temperature															
			55 °F		65 °F		75 °F		85 °F		95 °F		105 °F		115 °F		125 °F	
	T (°F)	P (PSIG)	MBH	KW	MBH	KW	MBH	KW	MBH	KW	MBH	KW	MBH	KW	MBH	KW	MBH	KW
YFE24B21S	35	107	23.8	1.14	22.7	1.31	21.5	1.49	20.3	1.66	19.1	1.87	17.7	2.11	16.3	2.39	14.8	2.75
	40	118	26.2	1.11	25.0	1.30	23.7	1.47	22.4	1.65	21.0	1.85	19.6	2.10	18.1	2.38	16.5	2.73
	45	130	28.8	1.08	27.4	1.27	26.0	1.45	24.6	1.64	23.2	1.84	21.6	2.08	20.0	2.37	18.2	2.71
	50	142	31.5	1.06	30.0	1.25	28.5	1.44	27.0	1.63	25.4	1.83	23.8	2.07	22.0	2.36	20.1	2.69
	55	156	34.3	1.03	32.8	1.23	31.2	1.42	29.5	1.61	27.8	1.82	26.0	2.06	24.2	2.35	22.1	2.67

Notes:

- For Outdoor Unit (Condenser) performance only. Data does not include the effects of air handler power or heat.
- Performance based on 15°F subcooling and 15°F superheat at the Outdoor Unit base valves.
 - Increase capacity by 1% for each 2°F increase in subcooling.
 - Decrease capacity by 1% for each 2°F decrease in subcooling.
- Maximum recommended condensing temperature is 140°F.

COOLING PERFORMANCE DATA																
AIR CONDITIONER MODEL NO.		YFE24B21S														
INDOOR COIL MODEL NO.		CF24AXA1														
AIR TEMP. ENTERING OUTDOOR UNIT (°F)	IDCFM	600					800					1000				
	ID DB (°F)	80	80	75	80	80	80	80	75	80	80	80	80	75	80	80
	ID WB (°F)	57	62	62	67	72	57	62	62	67	72	57	62	62	67	72
55	T.C.	21.8	24.8	24.9	27.2	28.7	23.6	25.8	25.9	28.0	29.1	25.5	26.9	27.0	28.8	29.5
	S.C.	21.3	20.1	17.6	17.6	14.3	23.1	22.9	19.7	19.4	15.2	24.9	25.6	21.9	21.3	16.2
	KW	1.30	1.29	1.29	1.29	1.28	1.36	1.36	1.36	1.36	1.35	1.43	1.43	1.43	1.43	1.43
65	T.C.	21.4	23.9	24.0	26.3	28.4	23.1	24.9	25.1	27.2	29.0	24.8	25.9	26.2	28.1	29.7
	S.C.	20.9	19.7	17.1	17.1	14.1	22.6	22.4	19.5	19.2	15.3	24.2	25.0	21.8	21.3	16.5
	KW	1.43	1.44	1.42	1.44	1.41	1.49	1.51	1.49	1.51	1.48	1.56	1.58	1.56	1.57	1.56
75	T.C.	21.1	22.9	23.2	25.5	28.0	22.6	24.0	24.3	26.4	28.9	24.2	25.0	25.5	27.3	29.9
	S.C.	20.6	19.4	16.7	16.7	13.9	22.1	21.9	19.2	19.0	15.4	23.6	24.4	21.7	21.3	16.9
	KW	1.55	1.59	1.55	1.58	1.54	1.62	1.66	1.62	1.65	1.62	1.69	1.72	1.69	1.72	1.69
85	T.C.	20.2	22.0	22.2	24.3	27.0	21.8	22.9	23.2	25.2	27.8	23.3	23.9	24.2	26.1	28.7
	S.C.	19.7	18.9	16.3	16.3	13.5	21.2	21.1	18.7	18.5	15.0	22.8	23.3	21.1	20.7	16.5
	KW	1.74	1.78	1.74	1.78	1.72	1.81	1.84	1.81	1.85	1.79	1.88	1.90	1.88	1.91	1.87
95	T.C.	19.3	21.0	21.2	23.1	25.9	20.9	21.9	22.1	24.0	26.8	22.5	22.8	23.0	24.9	27.6
	S.C.	18.8	18.3	15.8	15.8	13.1	20.4	20.3	18.1	18.0	14.6	21.9	22.3	20.5	20.2	16.1
	KW	1.92	1.96	1.93	1.98	1.90	1.99	2.02	2.00	2.04	1.97	2.06	2.09	2.07	2.10	2.05
105	T.C.	18.6	19.7	19.9	21.7	24.4	19.9	20.6	20.7	22.5	25.1	21.3	21.5	21.5	23.3	25.9
	S.C.	18.1	17.7	15.2	15.2	12.6	19.4	19.4	17.5	17.4	14.0	20.8	21.0	19.7	19.7	15.5
	KW	2.23	2.26	2.23	2.28	2.20	2.30	2.32	2.29	2.34	2.27	2.36	2.38	2.36	2.40	2.34
115	T.C.	17.9	18.5	18.7	20.3	22.9	19.0	19.4	19.4	21.1	23.5	20.1	20.2	20.0	21.8	24.2
	S.C.	17.5	17.1	14.6	14.6	12.0	18.6	18.4	16.8	16.9	13.4	19.6	19.8	18.9	19.1	14.9
	KW	2.53	2.55	2.52	2.57	2.49	2.60	2.61	2.58	2.63	2.56	2.66	2.67	2.65	2.69	2.63
125	T.C.	17.2	17.2	17.4	19.0	21.4	18.1	18.1	18.0	19.6	22.0	19.0	19.0	18.6	20.3	22.5
	S.C.	16.8	16.5	14.1	14.1	11.4	17.7	17.5	16.1	16.3	12.9	18.5	18.5	18.1	18.6	14.3
	KW	2.84	2.84	2.81	2.86	2.78	2.90	2.89	2.87	2.92	2.85	2.96	2.95	2.94	2.99	2.91

NOTE: ALL CAPACITIES INCLUDE INDOOR FAN HEAT. KW VALUES ARE FOR THE SYSTEM (OUTDOOR + INDOOR).

Green shaded cells are ACCA (TVA) conditions.

Blue shaded cells are AHRI conditions.

Multipliers for determining the performance with other indoor sections.

NOTE: For dry bulb temperatures different than those listed (between 73-87 °F), sensible capacity increases by 1060 BTUH per 1000 CFM per degree above the listed temperature and decreases by 1060 BTUH per 1000 CFM per degree below the listed temperature.

COIL MULTIPLIERS - 2 TON

Air Handler	Coil	T.C.	S.C.	KW
-	CF/CM/CU24A	1.00	1.00	1.00
-	CF/CM/CU24B	1.00	1.00	1.00
-	CF/CM/CU24C	1.00	1.00	1.00
-	CF/CM/CU30A	1.00	1.00	1.00
-	CF/CM/CU30B	1.00	1.00	1.00
-	CF/CM/CU30C	1.00	1.00	1.00
-	CF/CM/CU30D	1.00	1.00	1.00
-	CF/CM/CU36B	1.00	0.99	0.96
-	CF/CM/CU36C	1.00	0.99	0.96
-	CF/CM/CU36D	1.00	0.99	0.96
-	CF/CM/CU42C	1.00	0.99	0.96
-	CF/CM/CU42D	1.00	0.99	0.96
-	CF/CM36A	1.00	0.99	0.96
-	CF42B	1.00	0.99	0.96
AE24BX21	-	1.00	1.01	0.90
AE30BX21	-	1.00	1.01	0.89
AE36BX21	-	1.00	1.01	0.89
AE36CX21	-	1.00	1.01	0.89
AP24BX21	-	1.00	1.00	0.98
AP30BX21	-	1.00	0.99	0.94
AP36BX21	-	1.00	1.06	0.96
AP36CX21	-	1.00	1.02	0.96
AVC24BX21	-	1.00	0.99	0.92
AVC30BX21	-	1.00	1.00	0.89
AVC36BX21	-	1.00	1.00	0.89
AVC36CX21	-	1.00	1.00	0.89
ME08BN21	CF/CM24B	1.00	1.01	0.90
ME08BN21	CF/CM30B	1.00	1.01	0.89
ME08BN21	CF/CM36B	1.00	1.00	0.89
ME08BN21	CF42B	1.00	1.00	0.90
ME12BN21	CF/CM24B	1.00	1.01	0.90
ME12BN21	CF/CM30B	1.00	1.00	0.89
ME12BN21	CF/CM36B	1.00	1.00	0.89
ME12BN21	CF42B	1.00	1.00	0.89
ME14DN21	CF/CM30D	1.00	1.00	0.92
ME14DN21	CF/CM36D	1.00	1.00	0.92
ME14DN21	CF/CM42D	1.00	1.00	0.90
ME16CN21	CF/CM24C	1.00	1.04	0.96
MVC08BN21	CF/CM24B	1.00	1.01	0.90
MVC08BN21	CF/CM30B	1.00	0.98	0.89
MVC08BN21	CF/CM36B	1.00	0.99	0.89
MVC08BN21	CF42B	1.00	1.00	0.89
MVC12BN21	CF/CM24B	1.00	1.00	0.90
MVC12BN21	CF/CM30B	1.00	1.04	0.89
MVC12BN21	CF/CM36B	1.00	0.99	0.89
MVC12BN21	CF42B	1.00	1.00	0.89
MVC14DN21	CF/CM30D	1.00	1.00	0.89
MVC14DN21	CF/CM36D	1.00	1.02	0.89
MVC14DN21	CF/CM42D	1.00	1.02	0.89
MVC16CN21	CF/CM42C	1.00	1.06	0.89

FURNACE MULTIPLIERS - 2 TON

Furnaces	Coil	T.C.	S.C.	KW
TM8V060A12MP12C	CF/CM/CU24A	1.00	1.02	0.94
TM8V060A12MP12C	CF/CM/CU30A	1.00	1.02	0.94
TM8V060A12MP12C	CF/CM36A	1.00	1.01	0.92
TM8V080B12MP12C	CF/CM/CU24B	1.00	1.03	0.94
TM8V080B12MP12C	CF/CM/CU30B	1.00	1.03	0.92
TM8V080B12MP12C	CF/CM/CU36B	1.00	1.02	0.92
TM8V080B12MP12C	CF42B	1.00	1.03	0.90
TM8V080C16MP12C	CF/CM/CU30C	1.01	1.06	0.89
TM8V080C16MP12C	CF/CM/CU30D	1.01	1.06	0.89
TM8V080C16MP12C	CF/CM/CU36C	1.01	1.06	0.89
TM8V080C16MP12C	CF/CM/CU36D	1.01	1.06	0.89
TM8V080C16MP12C	CF/CM/CU42C	1.01	1.07	0.89
TM8V080C16MP12C	CF/CM/CU42D	1.01	1.07	0.89
TM8V100C16MP12C	CF/CM/CU30C	1.01	1.06	0.89
TM8V100C16MP12C	CF/CM/CU30D	1.01	1.06	0.89
TM8V100C16MP12C	CF/CM/CU36C	1.01	1.06	0.89
TM8V100C16MP12C	CF/CM/CU36D	1.01	1.06	0.89
TM8V100C16MP12C	CF/CM/CU42C	1.01	1.07	0.89
TM8V100C16MP12C	CF/CM/CU42D	1.01	1.07	0.89
TM8X060A12MP11	CF/CM/CU24A	1.00	0.99	0.92
TM8X060A12MP11	CF/CM/CU30A	1.00	0.99	0.89
TM8X060A12MP11	CF/CM36A	1.00	0.99	0.89
TM8X080B12MP11	CF/CM/CU24B	1.00	1.00	0.90
TM8X080B12MP11	CF/CM/CU30B	1.00	1.01	0.89
TM8X080B12MP11	CF/CM/CU36B	1.00	1.02	0.89
TM8X080B12MP11	CF42B	1.00	1.03	0.89
TM8X080C16MP11	CF/CM/CU24C	1.00	0.97	0.89
TM8X080C16MP11	CF/CM/CU30C	1.00	0.97	0.89
TM8X080C16MP11	CF/CM/CU30D	1.00	0.98	0.89
TM8X080C16MP11	CF/CM/CU36C	1.00	0.96	0.89
TM8X080C16MP11	CF/CM/CU36D	1.00	0.97	0.89
TM8X080C16MP11	CF/CM/CU42C	1.00	0.97	0.89
TM8X080C16MP11	CF/CM/CU42D	1.00	0.98	0.89
TM8X100C16MP11	CF/CM/CU24C	1.00	0.97	0.89
TM8X100C16MP11	CF/CM/CU30C	1.00	0.97	0.89
TM8X100C16MP11	CF/CM/CU30D	1.00	0.98	0.89
TM8X100C16MP11	CF/CM/CU36C	1.00	0.96	0.89
TM8X100C16MP11	CF/CM/CU36D	1.00	0.97	0.89
TM8X100C16MP11	CF/CM/CU42C	1.00	0.97	0.89
TM8X100C16MP11	CF/CM/CU42D	1.00	0.98	0.89
TM8Y060A12MP11	CF/CM/CU24A	1.00	0.99	0.92
TM8Y060A12MP11	CF/CM/CU30A	1.00	0.99	0.89
TM8Y060A12MP11	CF/CM36A	1.00	0.99	0.89
TM8Y080B12MP11	CF/CM/CU24B	1.00	1.00	0.90
TM8Y080B12MP11	CF/CM/CU30B	1.00	1.01	0.89
TM8Y080B12MP11	CF/CM/CU36B	1.00	1.02	0.89
TM8Y080B12MP11	CF42B	1.00	1.03	0.89
TM8Y080C16MP11	CF/CM/CU24C	1.00	0.97	0.89
TM8Y080C16MP11	CF/CM/CU30C	1.00	0.97	0.89
TM8Y080C16MP11	CF/CM/CU30D	1.00	0.98	0.89
TM8Y080C16MP11	CF/CM/CU36C	1.00	0.96	0.89
TM8Y080C16MP11	CF/CM/CU36D	1.00	0.97	0.89
TM8Y080C16MP11	CF/CM/CU42C	1.00	0.97	0.89
TM8Y080C16MP11	CF/CM/CU42D	1.00	0.98	0.89
TM8Y100C16MP11	CF/CM/CU24C	1.00	0.97	0.89

FURNACE MULTIPLIERS - 2 TON (Continued)

Furnaces	Coil	T.C.	S.C.	KW
TM8Y100C16MP11	CF/CM/CU30C	1.00	0.97	0.89
TM8Y100C16MP11	CF/CM/CU30D	1.00	0.98	0.89
TM8Y100C16MP11	CF/CM/CU36C	1.00	0.96	0.89
TM8Y100C16MP11	CF/CM/CU36D	1.00	0.97	0.89
TM8Y100C16MP11	CF/CM/CU42C	1.00	0.97	0.89
TM8Y100C16MP11	CF/CM/CU42D	1.00	0.98	0.89
TM9E040A10MP11	CF/CM/CU24A	1.00	1.00	0.96
TM9E040A10MP11	CF/CM/CU30A	1.00	0.96	0.94
TM9E040A10MP11	CF/CM/36A	1.00	0.95	0.94
TM9E080B12MP11	CF/CM/CU24B	1.00	0.97	0.90
TM9E080B12MP11	CF/CM/CU30B	1.00	0.97	0.89
TM9E080B12MP11	CF/CM/CU36B	1.00	1.06	0.89
TM9E080B12MP11	CF42B	1.00	1.05	0.89
TM9E100C16MP11	CF/CM/CU30D	1.00	0.95	0.89
TM9E100C16MP11	CF/CM/CU36C	1.00	0.93	0.89
TM9E100C16MP11	CF/CM/CU36D	1.00	0.93	0.89
TM9E100C16MP11	CF/CM/CU42C	1.00	0.94	0.89
TM9E100C16MP11	CF/CM/CU42D	1.00	0.94	0.89
TM9V080B12MP12C	CF/CM/CU24B	1.00	1.02	0.89
TM9V080B12MP12C	CF/CM/CU30B	1.00	1.02	0.90
TM9V080B12MP12C	CF/CM/CU36B	1.00	1.01	0.89
TM9V080B12MP12C	CF42B	1.00	1.01	0.89
TM9V100C16MP12C	CF/CM/CU30C	1.01	1.08	0.88
TM9V100C16MP12C	CF/CM/CU30D	1.01	1.08	0.89
TM9V100C16MP12C	CF/CM/CU36C	1.00	1.06	0.89
TM9V100C16MP12C	CF/CM/CU36D	1.01	1.07	0.89
TM9V100C16MP12C	CF/CM/CU42C	1.01	1.08	0.89
TM9V100C16MP12C	CF/CM/CU42D	1.01	1.08	0.89
TM9Y040A10MP11	CF/CM/CU24A	1.00	1.00	0.96
TM9Y040A10MP11	CF/CM/CU30A	1.00	0.96	0.94
TM9Y040A10MP11	CF/CM/36A	1.00	0.95	0.94
TM9Y080B12MP11	CF/CM/CU24B	1.00	0.97	0.90
TM9Y080B12MP11	CF/CM/CU30B	1.00	0.97	0.89
TM9Y080B12MP11	CF/CM/CU36B	1.00	1.06	0.89
TM9Y080B12MP11	CF42B	1.00	1.05	0.89
TM9Y100C16MP11	CF/CM/CU30D	1.00	0.95	0.89
TM9Y100C16MP11	CF/CM/CU36C	1.00	0.93	0.89
TM9Y100C16MP11	CF/CM/CU36D	1.00	0.93	0.89
TM9Y100C16MP11	CF/CM/CU42C	1.00	0.94	0.89
TM9Y100C16MP11	CF/CM/CU42D	1.00	0.94	0.89
TMLV060A12MP12C	CF/CM/CU24A	1.00	1.02	0.94
TMLV060A12MP12C	CF/CM/CU30A	1.00	1.02	0.94
TMLV060A12MP12C	CF/CM/36A	1.00	1.01	0.92
TMLV080B12MP12C	CF/CM/CU24B	1.00	1.03	0.94
TMLV080B12MP12C	CF/CM/CU30B	1.00	1.03	0.92
TMLV080B12MP12C	CF/CM/CU36B	1.00	1.02	0.92
TMLV080B12MP12C	CF42B	1.00	1.03	0.90
TMLV080C16MP12C	CF/CM/CU30C	1.01	1.06	0.89
TMLV080C16MP12C	CF/CM/CU30D	1.01	1.06	0.89
TMLV080C16MP12C	CF/CM/CU36C	1.01	1.06	0.89
TMLV080C16MP12C	CF/CM/CU36D	1.01	1.06	0.89
TMLV080C16MP12C	CF/CM/CU42C	1.01	1.07	0.89
TMLV080C16MP12C	CF/CM/CU42D	1.01	1.07	0.89
TMLV100C16MP12C	CF/CM/CU30C	1.01	1.06	0.89
TMLV100C16MP12C	CF/CM/CU30D	1.01	1.06	0.89

FURNACE MULTIPLIERS - 2 TON (Continued)

Furnaces	Coil	T.C.	S.C.	KW
TMLV100C16MP12C	CF/CM/CU36C	1.01	1.06	0.89
TMLV100C16MP12C	CF/CM/CU36D	1.01	1.06	0.89
TMLV100C16MP12C	CF/CM/CU42C	1.01	1.07	0.89
TMLV100C16MP12C	CF/CM/CU42D	1.01	1.07	0.89
TMLX060A12MP11	CF/CM/CU24A	1.00	0.99	0.92
TMLX060A12MP11	CF/CM/CU30A	1.00	0.99	0.89
TMLX060A12MP11	CF/CM/36A	1.00	0.99	0.89
TMLX080B12MP11	CF/CM/CU24B	1.00	1.00	0.90
TMLX080B12MP11	CF/CM/CU30B	1.00	1.01	0.89
TMLX080B12MP11	CF/CM/CU36B	1.00	1.02	0.89
TMLX080B12MP11	CF42B	1.00	1.03	0.89
TMLX080C16MP11	CF/CM/CU24C	1.00	0.97	0.89
TMLX080C16MP11	CF/CM/CU30C	1.00	0.97	0.89
TMLX080C16MP11	CF/CM/CU30D	1.00	0.98	0.89
TMLX080C16MP11	CF/CM/CU36C	1.00	0.96	0.89
TMLX080C16MP11	CF/CM/CU36D	1.00	0.97	0.89
TMLX080C16MP11	CF/CM/CU42C	1.00	0.97	0.89
TMLX080C16MP11	CF/CM/CU42D	1.00	0.98	0.89
TMLX100C16MP11	CF/CM/CU24C	1.00	0.97	0.89
TMLX100C16MP11	CF/CM/CU30C	1.00	0.97	0.89
TMLX100C16MP11	CF/CM/CU30D	1.00	0.98	0.89
TMLX100C16MP11	CF/CM/CU36C	1.00	0.96	0.89
TMLX100C16MP11	CF/CM/CU36D	1.00	0.97	0.89
TMLX100C16MP11	CF/CM/CU42C	1.00	0.97	0.89
TMLX100C16MP11	CF/CM/CU42D	1.00	0.98	0.89
TP9C080B12MP13C	CF/CM/CU24B	1.00	1.02	0.89
TP9C080B12MP13C	CF/CM/CU30B	1.00	1.02	0.90
TP9C080B12MP13C	CF/CM/CU36B	1.00	1.01	0.89
TP9C080B12MP13C	CF42B	1.00	1.01	0.89
TP9C100C16MP13C	CF/CM/CU30C	1.01	1.08	0.88
TP9C100C16MP13C	CF/CM/CU30D	1.01	1.08	0.89
TP9C100C16MP13C	CF/CM/CU36C	1.00	1.06	0.89
TP9C100C16MP13C	CF/CM/CU36D	1.01	1.07	0.89
TP9C100C16MP13C	CF/CM/CU42C	1.01	1.08	0.89
TP9C100C16MP13C	CF/CM/CU42D	1.01	1.08	0.89
TPLC060A12MP13C	CF/CM/CU24A	1.00	1.02	0.94
TPLC060A12MP13C	CF/CM/CU30A	1.00	1.02	0.94
TPLC060A12MP13C	CF/CM/36A	1.00	1.01	0.92
TPLC080B12MP13C	CF/CM/CU24B	1.00	1.03	0.94
TPLC080B12MP13C	CF/CM/CU30B	1.00	1.03	0.92
TPLC080B12MP13C	CF/CM/CU36B	1.00	1.02	0.92
TPLC080B12MP13C	CF42B	1.00	1.03	0.90
TPLC080C16MP13C	CF/CM/CU30C	1.01	1.06	0.89
TPLC080C16MP13C	CF/CM/CU30D	1.01	1.06	0.89
TPLC080C16MP13C	CF/CM/CU36C	1.01	1.06	0.89
TPLC080C16MP13C	CF/CM/CU36D	1.01	1.06	0.89
TPLC080C16MP13C	CF/CM/CU42C	1.01	1.07	0.89
TPLC080C16MP13C	CF/CM/CU42D	1.01	1.07	0.89
TPLC100C16MP13C	CF/CM/CU30C	1.01	1.06	0.89
TPLC100C16MP13C	CF/CM/CU30D	1.01	1.06	0.89
TPLC100C16MP13C	CF/CM/CU36C	1.01	1.06	0.89
TPLC100C16MP13C	CF/CM/CU36D	1.01	1.06	0.89
TPLC100C16MP13C	CF/CM/CU42C	1.01	1.07	0.89
TPLC100C16MP13C	CF/CM/CU42D	1.01	1.07	0.89
YP9C080B12MP13C	CF/CM/CU24B	1.00	1.02	0.89

FURNACE MULTIPLIERS - 2 TON (Continued)

Furnaces	Coil	T.C.	S.C.	KW
YP9C080B12MP13C	CF/CM/CU30B	1.00	1.02	0.90
YP9C080B12MP13C	CF/CM/CU36B	1.00	1.01	0.89
YP9C080B12MP13C	CF42B	1.00	1.01	0.89
YP9C100C16MP13C	CF/CM/CU30C	1.01	1.08	0.88
YP9C100C16MP13C	CF/CM/CU30D	1.01	1.08	0.89
YP9C100C16MP13C	CF/CM/CU36C	1.00	1.06	0.89
YP9C100C16MP13C	CF/CM/CU36D	1.01	1.07	0.89
YP9C100C16MP13C	CF/CM/CU42C	1.01	1.08	0.89
YP9C100C16MP13C	CF/CM/CU42D	1.01	1.08	0.89
YPLC060A12MP13C	CF/CM/CU24A	1.00	1.02	0.94
YPLC060A12MP13C	CF/CM/CU30A	1.00	1.02	0.94
YPLC060A12MP13C	CF/CM36A	1.00	1.01	0.92
YPLC080B12MP13C	CF/CM/CU24B	1.00	1.03	0.94
YPLC080B12MP13C	CF/CM/CU30B	1.00	1.03	0.92
YPLC080B12MP13C	CF/CM/CU36B	1.00	1.02	0.92

FURNACE MULTIPLIERS - 2 TON (Continued)

Furnaces	Coil	T.C.	S.C.	KW
YPLC080B12MP13C	CF42B	1.00	1.03	0.90
YPLC080C16MP13C	CF/CM/CU30C	1.01	1.06	0.89
YPLC080C16MP13C	CF/CM/CU30D	1.01	1.06	0.89
YPLC080C16MP13C	CF/CM/CU36C	1.01	1.06	0.89
YPLC080C16MP13C	CF/CM/CU36D	1.01	1.06	0.89
YPLC080C16MP13C	CF/CM/CU42C	1.01	1.07	0.89
YPLC080C16MP13C	CF/CM/CU42D	1.01	1.07	0.89
YPLC100C16MP13C	CF/CM/CU30C	1.01	1.06	0.89
YPLC100C16MP13C	CF/CM/CU30D	1.01	1.06	0.89
YPLC100C16MP13C	CF/CM/CU36C	1.01	1.06	0.89
YPLC100C16MP13C	CF/CM/CU36D	1.01	1.06	0.89
YPLC100C16MP13C	CF/CM/CU42C	1.01	1.07	0.89
YPLC100C16MP13C	CF/CM/CU42D	1.01	1.07	0.89

PERFORMANCE DATA - 2.5 TON

CONDENSER-ONLY DATA (OUTDOOR UNIT)																		
MODEL	SATURATED SUCTION @ COMPRESSOR		Outdoor Ambient Temperature															
			55 °F		65 °F		75 °F		85 °F		95 °F		105 °F		115 °F		125 °F	
	T (°F)	P (PSIG)	MBH	KW	MBH	KW	MBH	KW	MBH	KW	MBH	KW	MBH	KW	MBH	KW	MBH	KW
YFE30B21S	35	107	27.9	1.39	26.5	1.56	25.1	1.73	23.7	1.93	21.5	2.13	20.0	2.39	18.5	2.69	16.8	3.03
	40	118	29.8	1.37	28.3	1.54	26.8	1.71	25.3	1.91	23.8	2.13	22.2	2.39	20.5	2.69	18.7	3.03
	45	130	32.7	1.37	31.1	1.53	29.5	1.71	27.9	1.90	26.2	2.12	24.5	2.38	22.7	2.69	20.7	3.02
	50	142	35.8	1.38	34.2	1.53	32.5	1.70	30.7	1.90	28.9	2.12	27.0	2.38	25.0	2.68	22.9	3.02
	55	156	39.2	1.38	37.4	1.53	35.6	1.70	33.7	1.89	31.7	2.11	29.7	2.37	27.5	2.68	25.2	3.01

Notes:

- For Outdoor Unit (Condenser) performance only. Data does not include the effects of air handler power or heat.
- Performance based on 15°F subcooling and 15°F superheat at the Outdoor Unit base valves.
 - Increase capacity by 1% for each 2°F increase in subcooling.
 - Decrease capacity by 1% for each 2°F decrease in subcooling.
- Maximum recommended condensing temperature is 140°F.

COOLING PERFORMANCE DATA																		
AIR CONDITIONER MODEL NO.		YFE30B21S																
INDOOR COIL MODEL NO.		CF30BXA1																
AIR TEMP. ENTERING OUTDOOR UNIT (°F)	IDCFM	800					1000					1200						
	ID DB (°F)	80	80	75	80	80	80	80	75	80	80	80	80	80	75	80	80	
	ID WB (°F)	57	62	62	67	72	57	62	62	67	72	57	62	62	67	72	57	62
55	T.C.	26.2	28.0	27.9	28.6	27.3	26.8	28.3	28.3	28.8	27.5	27.4	28.6	28.6	29.0	27.6		
	S.C.	25.7	22.0	19.2	17.5	12.8	26.5	23.0	20.0	18.2	13.0	27.3	24.0	20.8	18.9	13.1		
	KW	1.66	1.66	1.67	1.67	1.68	1.74	1.74	1.74	1.75	1.76	1.81	1.82	1.82	1.83	1.83		
65	T.C.	26.0	27.8	27.9	29.6	29.4	27.1	28.5	28.4	30.0	29.7	28.2	29.1	29.0	30.4	30.0		
	S.C.	25.6	22.7	19.6	18.6	13.9	26.8	24.5	21.0	19.8	14.3	28.1	26.3	22.4	20.9	14.6		
	KW	1.82	1.82	1.82	1.84	1.83	1.89	1.90	1.90	1.91	1.91	1.97	1.98	1.97	1.99	1.99		
75	T.C.	25.8	27.6	27.8	30.6	31.4	27.4	28.7	28.6	31.2	31.9	29.0	29.7	29.4	31.8	32.4		
	S.C.	25.5	23.3	20.0	19.8	15.0	27.2	26.0	22.0	21.3	15.5	28.9	28.7	24.0	22.9	16.0		
	KW	1.97	1.98	1.97	2.00	1.99	2.05	2.06	2.05	2.08	2.07	2.12	2.13	2.13	2.15	2.15		
85	T.C.	24.8	26.5	26.7	29.4	31.3	26.4	27.5	27.4	30.1	31.8	28.0	28.4	28.1	30.8	32.3		
	S.C.	24.6	22.8	19.5	19.3	15.0	26.2	25.4	21.5	21.2	15.8	27.9	28.0	23.5	23.0	16.6		
	KW	2.19	2.19	2.18	2.21	2.20	2.25	2.27	2.27	2.27	2.27	2.28	2.32	2.34	2.35	2.33	2.35	
95	T.C.	23.9	25.4	25.6	28.3	31.1	25.4	26.3	26.2	29.0	31.6	26.9	27.1	26.8	29.7	32.2		
	S.C.	23.7	22.3	19.0	18.9	14.9	25.3	24.9	21.0	21.0	16.0	26.9	27.1	23.0	23.1	17.1		
	KW	2.40	2.40	2.40	2.42	2.41	2.46	2.48	2.48	2.47	2.48	2.52	2.55	2.56	2.51	2.56		
105	T.C.	22.7	23.8	23.9	26.6	29.3	24.1	24.8	24.5	27.3	29.9	25.6	25.7	25.1	28.0	30.5		
	S.C.	22.6	21.5	18.1	18.3	14.3	24.1	23.7	20.1	20.4	15.5	25.6	25.7	22.1	22.5	16.6		
	KW	2.74	2.73	2.73	2.75	2.73	2.80	2.81	2.81	2.80	2.81	2.86	2.88	2.88	2.85	2.88		
115	T.C.	21.5	22.4	22.3	24.9	27.6	22.9	23.3	22.9	25.6	28.2	24.3	24.3	23.4	26.3	28.8		
	S.C.	21.5	20.6	17.3	17.7	13.7	22.9	22.5	19.2	19.7	15.0	24.3	24.3	21.2	21.8	16.2		
	KW	3.07	3.05	3.05	3.06	3.05	3.13	3.13	3.12	3.12	3.13	3.19	3.20	3.20	3.19	3.20		
125	T.C.	20.3	20.9	20.7	23.2	26.0	21.7	21.9	21.2	23.9	26.5	23.0	22.9	21.8	24.6	27.0		
	S.C.	20.3	19.8	16.4	17.1	13.1	21.7	21.4	18.4	19.1	14.4	23.0	22.9	20.4	21.1	15.7		
	KW	3.40	3.37	3.36	3.38	3.37	3.46	3.45	3.44	3.45	3.44	3.52	3.52	3.51	3.52	3.52		

NOTE: ALL CAPACITIES INCLUDE INDOOR FAN HEAT. KW VALUES ARE FOR THE SYSTEM (OUTDOOR + INDOOR).

Green shaded cells are ACCA (TVA) conditions.

Blue shaded cells are AHR1 conditions.

Multipliers for determining the performance with other indoor sections.

NOTE: For dry bulb temperatures different than those listed (between 73-87 °F), sensible capacity increases by 1060 BTUH per 1000 CFM per degree above the listed temperature and decreases by 1060 BTUH per 1000 CFM per degree below the listed temperature.

COIL MULTIPLIERS - 2.5 TON

Air Handler	Coil	T.C.	S.C.	KW
-	CF/CM/CU30B	1.00	1.00	1.00
-	CF/CM/CU30C	1.00	1.00	1.00
-	CF/CM/CU30D	1.00	1.00	1.00
-	CF/CM/CU36B	1.01	1.01	1.01
-	CF/CM/CU36C	1.01	1.01	1.01
-	CF/CM/CU36D	1.01	1.01	1.01
-	CF/CM/CU42C	1.02	1.02	1.02
-	CF/CM/CU42D	1.02	1.02	1.02
-	CF42B	1.02	1.02	1.02
AE30BX21	-	1.03	1.03	0.97
AE36BX21	-	1.03	1.04	0.95
AE36CX21	-	1.03	1.03	0.94
AP30BX21	-	1.02	1.01	1.02
AP36BX21	-	1.02	1.01	1.02
AP36CX21	-	1.02	1.03	1.02
AP42CX21	-	1.03	1.08	1.03
AVC30BX21	-	1.03	1.02	0.97
AVC36BX21	-	1.03	1.05	0.95
AVC36CX21	-	1.03	1.05	0.92
ME08BN21	CF/CM30B	1.02	0.99	0.94
ME08BN21	CF/CM36B	1.02	0.98	0.94
ME08BN21	CF42B	1.02	0.98	0.94
ME12BN21	CF/CM30B	1.01	0.94	0.93
ME12BN21	CF/CM36B	1.03	1.04	0.95
ME12BN21	CF42B	1.03	1.04	0.95
ME14DN21	CF/CM30D	1.03	1.06	0.94
ME14DN21	CF/CM36D	1.03	1.05	0.94
ME14DN21	CF/CM42D	1.03	1.04	0.92
ME16CN21	CF/CM30C	1.03	1.08	0.97
ME16CN21	CF/CM36C	1.03	1.09	0.97
ME16CN21	CF/CM42C	1.03	1.04	0.97
MVC08BN21	CF42B	1.01	0.95	0.93
MVC12BN21	CF/CM30B	1.01	0.94	0.95
MVC12BN21	CF/CM36B	1.03	1.03	0.97
MVC12BN21	CF42B	1.03	1.04	0.95
MVC14DN21	CF/CM30D	1.03	1.00	0.94
MVC14DN21	CF/CM36D	1.03	1.02	0.94
MVC14DN21	CF/CM42D	1.03	1.04	0.92
MVC16CN21	CF/CM30C	1.03	1.00	0.94
MVC16CN21	CF/CM36C	1.03	1.05	0.94
MVC16CN21	CF/CM42C	1.03	1.00	0.94
MVC20DN21	CF/CM36D	1.03	1.09	0.94
MVC20DN21	CF/CM42D	1.03	1.09	0.95

FURNACE MULTIPLIERS - 2.5 TON

Furnaces	Coil	T.C.	S.C.	KW
TM8V060A12MP12C	CF/CM/CU24A	1.00	1.02	0.94
TM8V060A12MP12C	CF/CM/CU30A	1.00	1.02	0.94
TM8V060A12MP12C	CF/CM36A	1.00	1.01	0.92
TM8V080B12MP12C	CF/CM/CU24B	1.00	1.03	0.94
TM8V080B12MP12C	CF/CM/CU30B	1.00	1.03	0.92
TM8V080B12MP12C	CF/CM/CU36B	1.00	1.02	0.92
TM8V080B12MP12C	CF42B	1.00	1.03	0.90
TM8V080C16MP12C	CF/CM/CU30C	1.01	1.06	0.89
TM8V080C16MP12C	CF/CM/CU30D	1.01	1.06	0.89
TM8V080C16MP12C	CF/CM/CU36C	1.01	1.06	0.89
TM8V080C16MP12C	CF/CM/CU36D	1.01	1.06	0.89
TM8V080C16MP12C	CF/CM/CU42C	1.01	1.07	0.89
TM8V080C16MP12C	CF/CM/CU42D	1.01	1.07	0.89
TM8V100C16MP12C	CF/CM/CU30C	1.01	1.06	0.89
TM8V100C16MP12C	CF/CM/CU30D	1.01	1.06	0.89
TM8V100C16MP12C	CF/CM/CU36C	1.01	1.06	0.89
TM8V100C16MP12C	CF/CM/CU36D	1.01	1.06	0.89
TM8V100C16MP12C	CF/CM/CU42C	1.01	1.07	0.89
TM8V100C16MP12C	CF/CM/CU42D	1.01	1.07	0.89
TM8X060A12MP11	CF/CM/CU24A	1.00	0.99	0.92
TM8X060A12MP11	CF/CM/CU30A	1.00	0.99	0.89
TM8X060A12MP11	CF/CM36A	1.00	0.99	0.89
TM8X080B12MP11	CF/CM/CU24B	1.00	1.00	0.90
TM8X080B12MP11	CF/CM/CU30B	1.00	1.01	0.89
TM8X080B12MP11	CF/CM/CU36B	1.00	1.02	0.89
TM8X080B12MP11	CF42B	1.00	1.03	0.89
TM8X080C16MP11	CF/CM/CU24C	1.00	0.97	0.89
TM8X080C16MP11	CF/CM/CU30C	1.00	0.97	0.89
TM8X080C16MP11	CF/CM/CU30D	1.00	0.98	0.89
TM8X080C16MP11	CF/CM/CU36C	1.00	0.96	0.89
TM8X080C16MP11	CF/CM/CU36D	1.00	0.97	0.89
TM8X080C16MP11	CF/CM/CU42C	1.00	0.97	0.89
TM8X080C16MP11	CF/CM/CU42D	1.00	0.98	0.89
TM8X100C16MP11	CF/CM/CU24C	1.00	0.97	0.89
TM8X100C16MP11	CF/CM/CU30C	1.00	0.97	0.89
TM8X100C16MP11	CF/CM/CU30D	1.00	0.98	0.89
TM8X100C16MP11	CF/CM/CU36C	1.00	0.96	0.89
TM8X100C16MP11	CF/CM/CU36D	1.00	0.97	0.89
TM8X100C16MP11	CF/CM/CU42C	1.00	0.97	0.89
TM8X100C16MP11	CF/CM/CU42D	1.00	0.98	0.89
TM8Y060A12MP11	CF/CM/CU24A	1.00	0.99	0.92
TM8Y060A12MP11	CF/CM/CU30A	1.00	0.99	0.89
TM8Y060A12MP11	CF/CM36A	1.00	0.99	0.89
TM8Y080B12MP11	CF/CM/CU24B	1.00	1.00	0.90
TM8Y080B12MP11	CF/CM/CU30B	1.00	1.01	0.89
TM8Y080B12MP11	CF/CM/CU36B	1.00	1.02	0.89
TM8Y080B12MP11	CF42B	1.00	1.03	0.89
TM8Y080C16MP11	CF/CM/CU24C	1.00	0.97	0.89
TM8Y080C16MP11	CF/CM/CU30C	1.00	0.97	0.89
TM8Y080C16MP11	CF/CM/CU30D	1.00	0.98	0.89
TM8Y080C16MP11	CF/CM/CU36C	1.00	0.96	0.89
TM8Y080C16MP11	CF/CM/CU36D	1.00	0.97	0.89
TM8Y080C16MP11	CF/CM/CU42C	1.00	0.97	0.89
TM8Y080C16MP11	CF/CM/CU42D	1.00	0.98	0.89
TM8Y100C16MP11	CF/CM/CU24C	1.00	0.97	0.89

FURNACE MULTIPLIERS - 2.5 TON (Continued)

Furnaces	Coil	T.C.	S.C.	KW
TM8Y100C16MP11	CF/CM/CU30C	1.00	0.97	0.89
TM8Y100C16MP11	CF/CM/CU30D	1.00	0.98	0.89
TM8Y100C16MP11	CF/CM/CU36C	1.00	0.96	0.89
TM8Y100C16MP11	CF/CM/CU36D	1.00	0.97	0.89
TM8Y100C16MP11	CF/CM/CU42C	1.00	0.97	0.89
TM8Y100C16MP11	CF/CM/CU42D	1.00	0.98	0.89
TM9E040A10MP11	CF/CM/CU24A	1.00	1.00	0.96
TM9E040A10MP11	CF/CM/CU30A	1.00	0.96	0.94
TM9E040A10MP11	CF/CM/36A	1.00	0.95	0.94
TM9E080B12MP11	CF/CM/CU24B	1.00	0.97	0.90
TM9E080B12MP11	CF/CM/CU30B	1.00	0.97	0.89
TM9E080B12MP11	CF/CM/CU36B	1.00	1.06	0.89
TM9E080B12MP11	CF42B	1.00	1.05	0.89
TM9E100C16MP11	CF/CM/CU30D	1.00	0.95	0.89
TM9E100C16MP11	CF/CM/CU36C	1.00	0.93	0.89
TM9E100C16MP11	CF/CM/CU36D	1.00	0.93	0.89
TM9E100C16MP11	CF/CM/CU42C	1.00	0.94	0.89
TM9E100C16MP11	CF/CM/CU42D	1.00	0.94	0.89
TM9V080B12MP12C	CF/CM/CU24B	1.00	1.02	0.89
TM9V080B12MP12C	CF/CM/CU30B	1.00	1.02	0.90
TM9V080B12MP12C	CF/CM/CU36B	1.00	1.01	0.89
TM9V080B12MP12C	CF42B	1.00	1.01	0.89
TM9V100C16MP12C	CF/CM/CU30C	1.01	1.08	0.88
TM9V100C16MP12C	CF/CM/CU30D	1.01	1.08	0.89
TM9V100C16MP12C	CF/CM/CU36C	1.00	1.06	0.89
TM9V100C16MP12C	CF/CM/CU36D	1.01	1.07	0.89
TM9V100C16MP12C	CF/CM/CU42C	1.01	1.08	0.89
TM9V100C16MP12C	CF/CM/CU42D	1.01	1.08	0.89
TM9Y040A10MP11	CF/CM/CU24A	1.00	1.00	0.96
TM9Y040A10MP11	CF/CM/CU30A	1.00	0.96	0.94
TM9Y040A10MP11	CF/CM/36A	1.00	0.95	0.94
TM9Y080B12MP11	CF/CM/CU24B	1.00	0.97	0.90
TM9Y080B12MP11	CF/CM/CU30B	1.00	0.97	0.89
TM9Y080B12MP11	CF/CM/CU36B	1.00	1.06	0.89
TM9Y080B12MP11	CF42B	1.00	1.05	0.89
TM9Y100C16MP11	CF/CM/CU30D	1.00	0.95	0.89
TM9Y100C16MP11	CF/CM/CU36C	1.00	0.93	0.89
TM9Y100C16MP11	CF/CM/CU36D	1.00	0.93	0.89
TM9Y100C16MP11	CF/CM/CU42C	1.00	0.94	0.89
TM9Y100C16MP11	CF/CM/CU42D	1.00	0.94	0.89
TMLV060A12MP12C	CF/CM/CU24A	1.00	1.02	0.94
TMLV060A12MP12C	CF/CM/CU30A	1.00	1.02	0.94
TMLV060A12MP12C	CF/CM/36A	1.00	1.01	0.92
TMLV080B12MP12C	CF/CM/CU24B	1.00	1.03	0.94
TMLV080B12MP12C	CF/CM/CU30B	1.00	1.03	0.92
TMLV080B12MP12C	CF/CM/CU36B	1.00	1.02	0.92
TMLV080B12MP12C	CF42B	1.00	1.03	0.90
TMLV080C16MP12C	CF/CM/CU30C	1.01	1.06	0.89
TMLV080C16MP12C	CF/CM/CU30D	1.01	1.06	0.89
TMLV080C16MP12C	CF/CM/CU36C	1.01	1.06	0.89
TMLV080C16MP12C	CF/CM/CU36D	1.01	1.06	0.89
TMLV080C16MP12C	CF/CM/CU42C	1.01	1.07	0.89
TMLV080C16MP12C	CF/CM/CU42D	1.01	1.07	0.89
TMLV100C16MP12C	CF/CM/CU30C	1.01	1.06	0.89
TMLV100C16MP12C	CF/CM/CU30D	1.01	1.06	0.89

FURNACE MULTIPLIERS - 2.5 TON (Continued)

Furnaces	Coil	T.C.	S.C.	KW
TMLV100C16MP12C	CF/CM/CU36C	1.01	1.06	0.89
TMLV100C16MP12C	CF/CM/CU36D	1.01	1.06	0.89
TMLV100C16MP12C	CF/CM/CU42C	1.01	1.07	0.89
TMLV100C16MP12C	CF/CM/CU42D	1.01	1.07	0.89
TMLX060A12MP11	CF/CM/CU24A	1.00	0.99	0.92
TMLX060A12MP11	CF/CM/CU30A	1.00	0.99	0.89
TMLX060A12MP11	CF/CM/36A	1.00	0.99	0.89
TMLX080B12MP11	CF/CM/CU24B	1.00	1.00	0.90
TMLX080B12MP11	CF/CM/CU30B	1.00	1.01	0.89
TMLX080B12MP11	CF/CM/CU36B	1.00	1.02	0.89
TMLX080B12MP11	CF42B	1.00	1.03	0.89
TMLX080C16MP11	CF/CM/CU24C	1.00	0.97	0.89
TMLX080C16MP11	CF/CM/CU30C	1.00	0.97	0.89
TMLX080C16MP11	CF/CM/CU30D	1.00	0.98	0.89
TMLX080C16MP11	CF/CM/CU36C	1.00	0.96	0.89
TMLX080C16MP11	CF/CM/CU36D	1.00	0.97	0.89
TMLX080C16MP11	CF/CM/CU42C	1.00	0.97	0.89
TMLX080C16MP11	CF/CM/CU42D	1.00	0.98	0.89
TMLX100C16MP11	CF/CM/CU24C	1.00	0.97	0.89
TMLX100C16MP11	CF/CM/CU30C	1.00	0.97	0.89
TMLX100C16MP11	CF/CM/CU30D	1.00	0.98	0.89
TMLX100C16MP11	CF/CM/CU36C	1.00	0.96	0.89
TMLX100C16MP11	CF/CM/CU36D	1.00	0.97	0.89
TMLX100C16MP11	CF/CM/CU42C	1.00	0.97	0.89
TMLX100C16MP11	CF/CM/CU42D	1.00	0.98	0.89
TP9C080B12MP13C	CF/CM/CU24B	1.00	1.02	0.89
TP9C080B12MP13C	CF/CM/CU30B	1.00	1.02	0.90
TP9C080B12MP13C	CF/CM/CU36B	1.00	1.01	0.89
TP9C080B12MP13C	CF42B	1.00	1.01	0.89
TP9C100C16MP13C	CF/CM/CU30C	1.01	1.08	0.88
TP9C100C16MP13C	CF/CM/CU30D	1.01	1.08	0.89
TP9C100C16MP13C	CF/CM/CU36C	1.00	1.06	0.89
TP9C100C16MP13C	CF/CM/CU36D	1.01	1.07	0.89
TP9C100C16MP13C	CF/CM/CU42C	1.01	1.08	0.89
TP9C100C16MP13C	CF/CM/CU42D	1.01	1.08	0.89
TPLC060A12MP13C	CF/CM/CU24A	1.00	1.02	0.94
TPLC060A12MP13C	CF/CM/CU30A	1.00	1.02	0.94
TPLC060A12MP13C	CF/CM/36A	1.00	1.01	0.92
TPLC080B12MP13C	CF/CM/CU24B	1.00	1.03	0.94
TPLC080B12MP13C	CF/CM/CU30B	1.00	1.03	0.92
TPLC080B12MP13C	CF/CM/CU36B	1.00	1.02	0.92
TPLC080B12MP13C	CF42B	1.00	1.03	0.90
TPLC080C16MP13C	CF/CM/CU30C	1.01	1.06	0.89
TPLC080C16MP13C	CF/CM/CU30D	1.01	1.06	0.89
TPLC080C16MP13C	CF/CM/CU36C	1.01	1.06	0.89
TPLC080C16MP13C	CF/CM/CU36D	1.01	1.06	0.89
TPLC080C16MP13C	CF/CM/CU42C	1.01	1.07	0.89
TPLC080C16MP13C	CF/CM/CU42D	1.01	1.07	0.89
TPLC100C16MP13C	CF/CM/CU30C	1.01	1.06	0.89
TPLC100C16MP13C	CF/CM/CU30D	1.01	1.06	0.89
TPLC100C16MP13C	CF/CM/CU36C	1.01	1.06	0.89
TPLC100C16MP13C	CF/CM/CU36D	1.01	1.06	0.89
TPLC100C16MP13C	CF/CM/CU42C	1.01	1.07	0.89
TPLC100C16MP13C	CF/CM/CU42D	1.01	1.07	0.89
YP9C080B12MP13C	CF/CM/CU24B	1.00	1.02	0.89

FURNACE MULTIPLIERS - 2.5 TON (Continued)

Furnaces	Coil	T.C.	S.C.	KW
YP9C080B12MP13C	CF/CM/CU30B	1.00	1.02	0.90
YP9C080B12MP13C	CF/CM/CU36B	1.00	1.01	0.89
YP9C080B12MP13C	CF42B	1.00	1.01	0.89
YP9C100C16MP13C	CF/CM/CU30C	1.01	1.08	0.88
YP9C100C16MP13C	CF/CM/CU30D	1.01	1.08	0.89
YP9C100C16MP13C	CF/CM/CU36C	1.00	1.06	0.89
YP9C100C16MP13C	CF/CM/CU36D	1.01	1.07	0.89
YP9C100C16MP13C	CF/CM/CU42C	1.01	1.08	0.89
YP9C100C16MP13C	CF/CM/CU42D	1.01	1.08	0.89
YPLC060A12MP13C	CF/CM/CU24A	1.00	1.02	0.94
YPLC060A12MP13C	CF/CM/CU30A	1.00	1.02	0.94
YPLC060A12MP13C	CF/CM36A	1.00	1.01	0.92
YPLC080B12MP13C	CF/CM/CU24B	1.00	1.03	0.94
YPLC080B12MP13C	CF/CM/CU30B	1.00	1.03	0.92
YPLC080B12MP13C	CF/CM/CU36B	1.00	1.02	0.92

FURNACE MULTIPLIERS - 2.5 TON (Continued)

Furnaces	Coil	T.C.	S.C.	KW
YPLC080B12MP13C	CF42B	1.00	1.03	0.90
YPLC080C16MP13C	CF/CM/CU30C	1.01	1.06	0.89
YPLC080C16MP13C	CF/CM/CU30D	1.01	1.06	0.89
YPLC080C16MP13C	CF/CM/CU36C	1.01	1.06	0.89
YPLC080C16MP13C	CF/CM/CU36D	1.01	1.06	0.89
YPLC080C16MP13C	CF/CM/CU42C	1.01	1.07	0.89
YPLC080C16MP13C	CF/CM/CU42D	1.01	1.07	0.89
YPLC100C16MP13C	CF/CM/CU30C	1.01	1.06	0.89
YPLC100C16MP13C	CF/CM/CU30D	1.01	1.06	0.89
YPLC100C16MP13C	CF/CM/CU36C	1.01	1.06	0.89
YPLC100C16MP13C	CF/CM/CU36D	1.01	1.06	0.89
YPLC100C16MP13C	CF/CM/CU42C	1.01	1.07	0.89
YPLC100C16MP13C	CF/CM/CU42D	1.01	1.07	0.89

PERFORMANCE DATA - 3 TON

CONDENSER-ONLY DATA (OUTDOOR UNIT)																		
MODEL	SATURATED SUCTION @ COMPRESSOR		Outdoor Ambient Temperature															
			55 °F		65 °F		75 °F		85 °F		95 °F		105 °F		115 °F		125 °F	
	T (°F)	P (PSIG)	MBH	KW	MBH	KW	MBH	KW	MBH	KW	MBH	KW	MBH	KW	MBH	KW	MBH	KW
YFE36B21S	35	107	33.5	1.75	31.8	1.95	30.1	2.16	28.4	2.39	26.6	2.67	24.7	3.01	22.7	3.38	20.6	3.84
	40	118	36.9	1.76	35.1	1.95	33.3	2.16	31.4	2.39	29.5	2.67	27.4	3.00	25.2	3.38	22.9	3.83
	45	130	40.5	1.77	38.6	1.96	36.7	2.16	34.6	2.40	32.5	2.67	30.3	3.00	27.9	3.38	25.5	3.82
	50	142	44.4	1.78	42.4	1.97	40.2	2.17	38.1	2.41	35.8	2.68	33.4	3.00	30.8	3.38	28.2	3.81
	55	156	48.6	1.80	46.3	1.98	44.1	2.18	41.7	2.41	39.2	2.68	36.6	3.01	33.9	3.39	31.1	3.80

Notes:

- For Outdoor Unit (Condenser) performance only. Data does not include the effects of air handler power or heat.
- Performance based on 15°F subcooling and 15°F superheat at the Outdoor Unit base valves.
 - Increase capacity by 1% for each 2°F increase in subcooling.
 - Decrease capacity by 1% for each 2°F decrease in subcooling.
- Maximum recommended condensing temperature is 140°F.

COOLING PERFORMANCE DATA																	
AIR CONDITIONER MODEL NO.		YFE36B21S															
INDOOR COIL MODEL NO.		CF36BXA1															
AIR TEMP. ENTERING OUTDOOR UNIT (°F)	IDCFM	1000					1200					1400					
	ID DB (°F)	80	80	75	80	80	80	80	75	80	80	80	80	80	75	80	80
	ID WB (°F)	57	62	62	67	72	57	62	62	67	72	57	62	62	67	72	57
55	T.C.	31.9	33.7	33.1	33.6	33.9	32.3	33.6	33.1	33.8	33.6	32.7	33.5	33.0	33.9	33.3	
	S.C.	31.9	26.6	22.7	21.3	16.4	32.3	27.0	23.2	21.5	16.4	32.7	27.3	23.6	21.7	16.4	
	KW	1.96	1.97	1.97	1.97	1.97	2.04	2.05	2.04	2.05	2.05	2.11	2.12	2.12	2.12	2.12	
65	T.C.	31.5	33.8	33.6	34.9	35.6	32.4	34.0	33.8	35.0	35.3	33.3	34.2	34.0	35.1	35.1	
	S.C.	31.5	27.8	23.6	22.3	17.2	32.4	28.7	24.3	22.8	17.3	33.3	29.6	25.0	23.2	17.4	
	KW	2.16	2.17	2.17	2.17	2.18	2.23	2.24	2.24	2.25	2.25	2.31	2.31	2.31	2.32	2.32	
75	T.C.	31.1	33.9	34.0	36.2	37.2	32.5	34.4	34.5	36.2	37.0	33.8	34.9	35.1	36.3	36.9	
	S.C.	31.1	29.0	24.5	23.4	17.9	32.5	30.4	25.5	24.1	18.1	33.8	31.8	26.4	24.8	18.4	
	KW	2.35	2.36	2.36	2.38	2.38	2.43	2.44	2.44	2.45	2.45	2.50	2.51	2.51	2.53	2.53	
85	T.C.	30.0	32.6	32.6	35.5	37.1	31.4	33.2	33.2	35.6	37.0	32.8	33.8	33.8	35.8	37.0	
	S.C.	30.0	28.0	23.8	23.2	18.1	31.4	29.9	25.1	24.3	18.4	32.8	31.7	26.4	25.5	18.8	
	KW	2.62	2.63	2.62	2.64	2.64	2.69	2.70	2.70	2.71	2.71	2.77	2.77	2.77	2.79	2.79	
95	T.C.	28.8	31.3	31.1	34.7	37.1	30.3	32.0	31.8	35.0	37.1	31.8	32.6	32.5	35.3	37.1	
	S.C.	28.8	27.1	23.0	23.0	18.3	30.3	29.4	24.8	24.6	18.7	31.8	31.6	26.5	26.2	19.2	
	KW	2.88	2.90	2.89	2.91	2.90	2.95	2.97	2.96	2.98	2.97	3.03	3.04	3.03	3.05	3.05	
105	T.C.	27.5	29.5	29.2	32.8	35.2	28.9	30.3	29.9	33.0	35.3	30.3	31.0	30.5	33.3	35.4	
	S.C.	27.5	26.3	22.2	22.3	17.6	28.9	28.4	23.9	24.0	18.2	30.3	30.4	25.7	25.6	18.8	
	KW	3.28	3.29	3.28	3.29	3.29	3.36	3.36	3.35	3.36	3.36	3.43	3.42	3.42	3.44	3.44	
115	T.C.	26.3	27.8	27.4	30.8	33.4	27.5	28.6	28.0	31.1	33.6	28.8	29.4	28.6	31.3	33.8	
	S.C.	26.3	25.6	21.4	21.7	17.0	27.5	27.4	23.1	23.4	17.7	28.8	29.3	24.8	25.1	18.5	
	KW	3.68	3.68	3.66	3.66	3.67	3.75	3.74	3.73	3.74	3.74	3.82	3.80	3.80	3.81	3.81	
125	T.C.	25.1	26.1	25.6	28.9	31.6	26.2	26.9	26.1	29.2	31.9	27.3	27.8	26.7	29.4	32.2	
	S.C.	25.1	24.9	20.5	21.1	16.3	26.2	26.5	22.3	22.8	17.2	27.3	27.8	24.0	24.5	18.1	
	KW	4.07	4.06	4.04	4.04	4.05	4.14	4.12	4.11	4.11	4.12	4.20	4.17	4.18	4.18	4.19	

NOTE: ALL CAPACITIES INCLUDE INDOOR FAN HEAT. KW VALUES ARE FOR THE SYSTEM (OUTDOOR + INDOOR).

Green shaded cells are ACCA (TVA) conditions.

Blue shaded cells are AHRI conditions.

Multipliers for determining the performance with other indoor sections.

NOTE: For dry bulb temperatures different than those listed (between 73-87 °F), sensible capacity increases by 1060 BTUH per 1000 CFM per degree above the listed temperature and decreases by 1060 BTUH per 1000 CFM per degree below the listed temperature.

COIL MULTIPLIERS - 3 TON

Air Handler	Coil	T.C.	S.C.	KW
–	CF/CM/CU36B	1.00	1.00	1.00
–	CF/CM/CU36C	1.00	1.00	1.00
–	CF/CM/CU36D	1.00	1.00	1.00
–	CF/CM/CU42C	1.03	1.06	1.03
–	CF/CM/CU42D	1.03	1.06	1.03
–	CF/CM/CU48C	1.03	1.04	1.03
–	CF/CM/CU48D	1.03	1.04	1.03
–	CF42B	1.03	1.06	1.03
AE36BX21	–	1.02	0.98	0.96
AE36CX21	–	1.03	1.06	0.97
AE42CX21	–	1.03	1.05	0.97
AE48CX21	–	1.03	1.07	0.95
AE48DX21	–	1.03	1.06	0.95
AP36BX21	–	1.00	0.95	1.00
AP36CX21	–	1.03	1.05	1.03
AP42CX21	–	1.03	1.06	1.03
AP48CX21	–	1.03	1.04	1.03
AP48DX21	–	1.03	1.08	1.03
AVC36BX21	–	1.02	0.98	0.96
AVC36CX21	–	1.03	1.04	0.95
AVC42CX21	–	1.03	1.03	0.95
AVC48CX21	–	1.03	1.01	0.95
AVC48DX21	–	1.03	1.10	0.95
ME12BN21	CF/CM36B	1.02	0.98	0.96
ME12BN21	CF42B	1.02	0.98	0.98
ME14DN21	CF/CM36D	1.03	1.07	0.95
ME14DN21	CF/CM42D	1.03	1.06	0.95
ME14DN21	CF/CM48D	1.03	1.05	0.95
ME16CN21	CF/CM36C	1.03	1.06	0.95
ME16CN21	CF/CM42C	1.03	1.06	0.95
ME16CN21	CF/CM48C	1.03	1.06	0.95
ME20DN21	CF/CM36D	1.03	1.09	0.99
ME20DN21	CF/CM42D	1.03	1.09	0.99
ME20DN21	CF/CM48D	1.03	1.09	0.99
MVC08BN21	CF42B	1.02	0.98	0.98
MVC12BN21	CF/CM36B	1.02	0.98	0.98
MVC12BN21	CF42B	1.02	0.98	0.98
MVC14DN21	CF/CM36D	1.02	0.96	0.96
MVC14DN21	CF/CM42D	1.03	1.07	0.95
MVC14DN21	CF/CM48D	1.03	1.03	0.95
MVC16CN21	CF/CM36C	1.03	1.02	0.95
MVC16CN21	CF/CM42C	1.03	1.07	0.97
MVC16CN21	CF/CM48C	1.03	1.05	0.95
MVC20DN21	CF/CM36D	1.03	1.02	0.95
MVC20DN21	CF/CM42D	1.03	1.06	0.97
MVC20DN21	CF/CM48D	1.03	1.05	0.95

FURNACE MULTIPLIERS - 3 TON

Furnaces	Coil	T.C.	S.C.	KW
TM8V060A12MP12C	CF/CM/CU30A	0.98	1.01	0.96
TM8V060A12MP12C	CF/CM36A	1.02	1.10	0.98
TM8V080B12MP12C	CF/CM/CU30B	0.99	1.04	0.95
TM8V080B12MP12C	CF/CM/CU36B	0.99	1.04	0.95
TM8V080B12MP12C	CF42B	0.99	1.05	0.95
TM8V080C16MP12C	CF/CM/CU30C	1.01	1.08	0.95
TM8V080C16MP12C	CF/CM/CU30D	1.01	1.08	0.93
TM8V080C16MP12C	CF/CM/CU36C	1.02	1.08	0.94
TM8V080C16MP12C	CF/CM/CU36D	1.02	1.08	0.94
TM8V080C16MP12C	CF/CM/CU42C	1.02	1.10	0.94
TM8V080C16MP12C	CF/CM/CU42D	1.02	1.10	0.94
TM8V100C16MP12C	CF/CM/CU30C	1.01	1.08	0.95
TM8V100C16MP12C	CF/CM/CU30D	1.01	1.08	0.93
TM8V100C16MP12C	CF/CM/CU36C	1.02	1.08	0.94
TM8V100C16MP12C	CF/CM/CU36D	1.02	1.08	0.94
TM8V100C16MP12C	CF/CM/CU42C	1.02	1.10	0.94
TM8V100C16MP12C	CF/CM/CU42D	1.02	1.10	0.94
TM8X060A12MP11	CF/CM/CU30A	0.98	1.01	0.96
TM8X060A12MP11	CF/CM36A	0.99	1.01	0.95
TM8X080B12MP11	CF/CM/CU30B	1.02	1.11	0.96
TM8X080B12MP11	CF/CM/CU36B	1.03	1.11	0.97
TM8X080B12MP11	CF42B	1.01	1.09	0.95
TM8X080C16MP11	CF/CM/CU30C	1.01	1.08	0.93
TM8X080C16MP11	CF/CM/CU30D	1.03	1.12	0.95
TM8X080C16MP11	CF/CM/CU36C	1.02	1.08	0.94
TM8X080C16MP11	CF/CM/CU36D	1.03	1.11	0.95
TM8X080C16MP11	CF/CM/CU42C	1.02	1.10	0.94
TM8X080C16MP11	CF/CM/CU42D	1.03	1.13	0.94
TM8X100C16MP11	CF/CM/CU30C	1.01	1.08	0.93
TM8X100C16MP11	CF/CM/CU30D	1.03	1.12	0.95
TM8X100C16MP11	CF/CM/CU36C	1.02	1.08	0.94
TM8X100C16MP11	CF/CM/CU36D	1.03	1.11	0.95
TM8X100C16MP11	CF/CM/CU42C	1.02	1.10	0.94
TM8X100C16MP11	CF/CM/CU42D	1.03	1.13	0.94
TM8X100C20MP11	CF/CM/CU30C	1.03	1.14	0.95
TM8X100C20MP11	CF/CM/CU30D	1.03	1.14	0.95
TM8X100C20MP11	CF/CM/CU36C	1.03	1.13	0.95
TM8X100C20MP11	CF/CM/CU36D	1.03	1.13	0.94
TM8X100C20MP11	CF/CM/CU42C	1.03	1.14	0.95
TM8X100C20MP11	CF/CM/CU42D	1.03	1.14	0.94
TM8X120C20MP11	CF/CM/CU30C	1.03	1.14	0.95
TM8X120C20MP11	CF/CM/CU30D	1.03	1.14	0.95
TM8X120C20MP11	CF/CM/CU36C	1.03	1.13	0.95
TM8X120C20MP11	CF/CM/CU36D	1.03	1.13	0.94
TM8X120C20MP11	CF/CM/CU42C	1.03	1.14	0.95
TM8X120C20MP11	CF/CM/CU42D	1.03	1.14	0.94
TM8Y060A12MP11	CF/CM/CU30A	0.98	1.01	0.96
TM8Y060A12MP11	CF/CM36A	0.99	1.01	0.95
TM8Y080B12MP11	CF/CM/CU30B	1.02	1.11	0.96
TM8Y080B12MP11	CF/CM/CU36B	1.03	1.11	0.97
TM8Y080B12MP11	CF42B	1.01	1.09	0.95
TM8Y080C16MP11	CF/CM/CU30C	1.01	1.08	0.93
TM8Y080C16MP11	CF/CM/CU30D	1.03	1.12	0.95
TM8Y080C16MP11	CF/CM/CU36C	1.02	1.08	0.94
TM8Y080C16MP11	CF/CM/CU36D	1.03	1.11	0.95

FURNACE MULTIPLIERS - 3 TON (Continued)

Furnaces	Coil	T.C.	S.C.	KW
TM8Y080C16MP11	CF/CM/CU42C	1.02	1.10	0.94
TM8Y080C16MP11	CF/CM/CU42D	1.03	1.13	0.94
TM8Y100C16MP11	CF/CM/CU30C	1.01	1.08	0.93
TM8Y100C16MP11	CF/CM/CU30D	1.03	1.12	0.95
TM8Y100C16MP11	CF/CM/CU36C	1.02	1.08	0.94
TM8Y100C16MP11	CF/CM/CU36D	1.03	1.11	0.95
TM8Y100C16MP11	CF/CM/CU42C	1.02	1.10	0.94
TM8Y100C16MP11	CF/CM/CU42D	1.03	1.13	0.94
TM8Y100C20MP11	CF/CM/CU30C	1.03	1.14	0.95
TM8Y100C20MP11	CF/CM/CU30D	1.03	1.14	0.95
TM8Y100C20MP11	CF/CM/CU36C	1.03	1.13	0.95
TM8Y100C20MP11	CF/CM/CU36D	1.03	1.13	0.94
TM8Y100C20MP11	CF/CM/CU42C	1.03	1.14	0.95
TM8Y100C20MP11	CF/CM/CU42D	1.03	1.14	0.94
TM8Y120C20MP11	CF/CM/CU30C	1.03	1.14	0.95
TM8Y120C20MP11	CF/CM/CU30D	1.03	1.14	0.95
TM8Y120C20MP11	CF/CM/CU36C	1.03	1.13	0.95
TM8Y120C20MP11	CF/CM/CU36D	1.03	1.13	0.94
TM8Y120C20MP11	CF/CM/CU42C	1.03	1.14	0.95
TM8Y120C20MP11	CF/CM/CU42D	1.03	1.14	0.94
TM9E080B12MP11	CF/CM/CU30B	1.02	1.11	0.96
TM9E080B12MP11	CF/CM/CU36B	1.03	1.11	0.97
TM9E080B12MP11	CF42B	1.03	1.12	0.97
TM9E100C16MP11	CF/CM/CU30C	1.03	1.12	0.97
TM9E100C16MP11	CF/CM/CU30D	1.03	1.13	0.97
TM9E100C16MP11	CF/CM/CU36C	1.03	1.11	0.97
TM9E100C16MP11	CF/CM/CU36D	1.03	1.13	0.95
TM9E100C16MP11	CF/CM/CU42C	1.03	1.13	0.95
TM9E100C16MP11	CF/CM/CU42D	1.03	1.14	0.95
TM9E120D20MP11	CF/CM/CU30D	1.02	1.09	0.92
TM9E120D20MP11	CF/CM/CU36D	1.02	1.08	0.92
TM9E120D20MP11	CF/CM/CU42D	1.02	1.10	0.91
TM9V080B12MP12C	CF/CM/CU30B	1.02	1.11	0.96
TM9V080B12MP12C	CF/CM/CU36B	1.03	1.11	0.97
TM9V080B12MP12C	CF42B	1.03	1.12	0.95
TM9V100C16MP12C	CF/CM/CU30C	1.03	1.13	0.95
TM9V100C16MP12C	CF/CM/CU30D	1.03	1.12	0.95
TM9V100C16MP12C	CF/CM/CU36C	1.03	1.13	0.95
TM9V100C16MP12C	CF/CM/CU36D	1.03	1.11	0.95
TM9V100C16MP12C	CF/CM/CU42C	1.03	1.14	0.95
TM9V100C16MP12C	CF/CM/CU42D	1.03	1.13	0.94
TM9V100C20MP12C	CF/CM/CU30D	1.03	1.17	0.97
TM9V100C20MP12C	CF/CM/CU36C	1.03	1.17	0.97
TM9V100C20MP12C	CF/CM/CU36D	1.03	1.17	0.97
TM9V100C20MP12C	CF/CM/CU42C	1.03	1.18	0.97
TM9V100C20MP12C	CF/CM/CU42D	1.03	1.18	0.97
TM9V120D20MP12C	CF/CM/CU36D	1.03	1.15	0.92
TM9V120D20MP12C	CF/CM/CU42D	1.03	1.16	0.95
TM9Y080B12MP11	CF/CM/CU30B	1.02	1.11	0.96
TM9Y080B12MP11	CF/CM/CU36B	1.03	1.11	0.97
TM9Y080B12MP11	CF42B	1.03	1.12	0.97
TM9Y100C16MP11	CF/CM/CU30C	1.03	1.12	0.97
TM9Y100C16MP11	CF/CM/CU30D	1.03	1.13	0.97
TM9Y100C16MP11	CF/CM/CU36C	1.03	1.11	0.97
TM9Y100C16MP11	CF/CM/CU36D	1.03	1.13	0.95

FURNACE MULTIPLIERS - 3 TON (Continued)

Furnaces	Coil	T.C.	S.C.	KW
TM9Y100C16MP11	CF/CM/CU42C	1.03	1.13	0.95
TM9Y100C16MP11	CF/CM/CU42D	1.03	1.14	0.95
TM9Y120D20MP11	CF/CM/CU30D	1.02	1.09	0.92
TM9Y120D20MP11	CF/CM/CU36D	1.02	1.08	0.92
TM9Y120D20MP11	CF/CM/CU42D	1.02	1.10	0.91
TMLV060A12MP12C	CF/CM/CU30A	0.98	1.01	0.96
TMLV060A12MP12C	CF/CM36A	1.02	1.10	0.98
TMLV080B12MP12C	CF/CM/CU30B	0.99	1.04	0.95
TMLV080B12MP12C	CF/CM/CU36B	0.99	1.04	0.95
TMLV080B12MP12C	CF42B	0.99	1.05	0.95
TMLV080C16MP12C	CF/CM/CU30C	1.01	1.08	0.95
TMLV080C16MP12C	CF/CM/CU30D	1.01	1.08	0.93
TMLV080C16MP12C	CF/CM/CU36C	1.02	1.08	0.94
TMLV080C16MP12C	CF/CM/CU36D	1.02	1.08	0.94
TMLV080C16MP12C	CF/CM/CU42C	1.02	1.10	0.94
TMLV080C16MP12C	CF/CM/CU42D	1.02	1.10	0.94
TMLV100C16MP12C	CF/CM/CU30C	1.01	1.08	0.95
TMLV100C16MP12C	CF/CM/CU30D	1.01	1.08	0.93
TMLV100C16MP12C	CF/CM/CU36C	1.02	1.08	0.94
TMLV100C16MP12C	CF/CM/CU36D	1.02	1.08	0.94
TMLV100C16MP12C	CF/CM/CU42C	1.02	1.10	0.94
TMLV100C16MP12C	CF/CM/CU42D	1.02	1.10	0.94
TMLX060A12MP11	CF/CM/CU30A	0.98	1.01	0.96
TMLX060A12MP11	CF/CM36A	0.99	1.01	0.95
TMLX080B12MP11	CF/CM/CU30B	1.02	1.11	0.96
TMLX080B12MP11	CF/CM/CU36B	1.03	1.11	0.97
TMLX080B12MP11	CF42B	1.01	1.09	0.95
TMLX080C16MP11	CF/CM/CU30C	1.01	1.08	0.93
TMLX080C16MP11	CF/CM/CU30D	1.03	1.12	0.95
TMLX080C16MP11	CF/CM/CU36C	1.02	1.08	0.94
TMLX080C16MP11	CF/CM/CU36D	1.03	1.11	0.95
TMLX080C16MP11	CF/CM/CU42C	1.02	1.10	0.94
TMLX080C16MP11	CF/CM/CU42D	1.03	1.13	0.94
TMLX100C16MP11	CF/CM/CU30C	1.01	1.08	0.93
TMLX100C16MP11	CF/CM/CU30D	1.03	1.12	0.95
TMLX100C16MP11	CF/CM/CU36C	1.02	1.08	0.94
TMLX100C16MP11	CF/CM/CU36D	1.03	1.11	0.95
TMLX100C16MP11	CF/CM/CU42C	1.02	1.10	0.94
TMLX100C16MP11	CF/CM/CU42D	1.03	1.13	0.94
TMLX100C20MP11	CF/CM/CU30C	1.03	1.14	0.95
TMLX100C20MP11	CF/CM/CU30D	1.03	1.14	0.95
TMLX100C20MP11	CF/CM/CU36C	1.03	1.13	0.95
TMLX100C20MP11	CF/CM/CU36D	1.03	1.13	0.94
TMLX100C20MP11	CF/CM/CU42C	1.03	1.14	0.95
TMLX100C20MP11	CF/CM/CU42D	1.03	1.14	0.94
TMLX120C20MP11	CF/CM/CU30C	1.03	1.14	0.95
TMLX120C20MP11	CF/CM/CU30D	1.03	1.14	0.95
TMLX120C20MP11	CF/CM/CU36C	1.03	1.13	0.95
TMLX120C20MP11	CF/CM/CU36D	1.03	1.13	0.94
TMLX120C20MP11	CF/CM/CU42C	1.03	1.14	0.95
TMLX120C20MP11	CF/CM/CU42D	1.03	1.14	0.94
TP9C080B12MP13C	CF/CM/CU30B	1.02	1.11	0.96
TP9C080B12MP13C	CF/CM/CU36B	1.03	1.11	0.97
TP9C080B12MP13C	CF42B	1.03	1.12	0.95
TP9C100C16MP13C	CF/CM/CU30C	1.03	1.13	0.95

FURNACE MULTIPLIERS - 3 TON (Continued)

Furnaces	Coil	T.C.	S.C.	KW
TP9C100C16MP13C	CF/CM/CU30D	1.03	1.12	0.95
TP9C100C16MP13C	CF/CM/CU36C	1.03	1.13	0.95
TP9C100C16MP13C	CF/CM/CU36D	1.03	1.11	0.95
TP9C100C16MP13C	CF/CM/CU42C	1.03	1.14	0.95
TP9C100C16MP13C	CF/CM/CU42D	1.03	1.13	0.94
TP9C100C20MP13C	CF/CM/CU30D	1.03	1.17	0.97
TP9C100C20MP13C	CF/CM/CU36C	1.03	1.17	0.97
TP9C100C20MP13C	CF/CM/CU36D	1.03	1.17	0.97
TP9C100C20MP13C	CF/CM/CU42C	1.03	1.18	0.97
TP9C100C20MP13C	CF/CM/CU42D	1.03	1.18	0.97
TP9C120D20MP13C	CF/CM/CU36D	1.03	1.15	0.92
TP9C120D20MP13C	CF/CM/CU42D	1.03	1.16	0.95
TPLC060A12MP13C	CF/CM/CU30A	0.98	1.01	0.96
TPLC060A12MP13C	CF/CM36A	1.02	1.10	0.98
TPLC080B12MP12C	CF/CM/CU30B	0.99	1.04	0.95
TPLC080B12MP12C	CF/CM/CU36B	0.99	1.04	0.95
TPLC080B12MP12C	CF42B	0.99	1.05	0.95
TPLC080B12MP13C	CF/CM/CU30B	0.99	1.04	0.95
TPLC080B12MP13C	CF/CM/CU36B	0.99	1.04	0.95
TPLC080B12MP13C	CF42B	0.99	1.05	0.95
TPLC080C16MP13C	CF/CM/CU30C	1.01	1.08	0.95
TPLC080C16MP13C	CF/CM/CU30D	1.01	1.08	0.93
TPLC080C16MP13C	CF/CM/CU36C	1.02	1.08	0.94
TPLC080C16MP13C	CF/CM/CU36D	1.02	1.08	0.94
TPLC080C16MP13C	CF/CM/CU42C	1.02	1.10	0.94
TPLC080C16MP13C	CF/CM/CU42D	1.02	1.10	0.94
TPLC100C16MP13C	CF/CM/CU30C	1.01	1.08	0.95
TPLC100C16MP13C	CF/CM/CU30D	1.01	1.08	0.93
TPLC100C16MP13C	CF/CM/CU36C	1.02	1.08	0.94
TPLC100C16MP13C	CF/CM/CU36D	1.02	1.08	0.94
TPLC100C16MP13C	CF/CM/CU42C	1.02	1.10	0.94
TPLC100C16MP13C	CF/CM/CU42D	1.02	1.10	0.94
YP9C080B12MP13C	CF/CM/CU30B	1.02	1.11	0.96
YP9C080B12MP13C	CF/CM/CU36B	1.03	1.11	0.97
YP9C080B12MP13C	CF42B	1.03	1.12	0.95

FURNACE MULTIPLIERS - 3 TON (Continued)

Furnaces	Coil	T.C.	S.C.	KW
YP9C100C16MP13C	CF/CM/CU30C	1.03	1.13	0.95
YP9C100C16MP13C	CF/CM/CU30D	1.03	1.12	0.95
YP9C100C16MP13C	CF/CM/CU36C	1.03	1.13	0.95
YP9C100C16MP13C	CF/CM/CU36D	1.03	1.11	0.95
YP9C100C16MP13C	CF/CM/CU42C	1.03	1.14	0.95
YP9C100C16MP13C	CF/CM/CU42D	1.03	1.13	0.94
YP9C100C20MP13C	CF/CM/CU30D	1.03	1.17	0.97
YP9C100C20MP13C	CF/CM/CU36C	1.03	1.17	0.97
YP9C100C20MP13C	CF/CM/CU36D	1.03	1.17	0.97
YP9C100C20MP13C	CF/CM/CU42C	1.03	1.18	0.97
YP9C100C20MP13C	CF/CM/CU42D	1.03	1.18	0.97
YP9C120D20MP13C	CF/CM/CU36D	1.03	1.15	0.92
YP9C120D20MP13C	CF/CM/CU42D	1.03	1.16	0.95
YPLC060A12MP13C	CF/CM/CU30A	0.98	1.01	0.96
YPLC060A12MP13C	CF/CM36A	1.02	1.10	0.98
YPLC080B12MP12C	CF/CM/CU30B	0.99	1.04	0.95
YPLC080B12MP12C	CF/CM/CU36B	0.99	1.04	0.95
YPLC080B12MP12C	CF42B	0.99	1.05	0.95
YPLC080B12MP13C	CF/CM/CU30B	0.99	1.04	0.95
YPLC080B12MP13C	CF/CM/CU36B	0.99	1.04	0.95
YPLC080B12MP13C	CF42B	0.99	1.05	0.95
YPLC080C16MP13C	CF/CM/CU30C	1.01	1.08	0.95
YPLC080C16MP13C	CF/CM/CU30D	1.01	1.08	0.93
YPLC080C16MP13C	CF/CM/CU36C	1.02	1.08	0.94
YPLC080C16MP13C	CF/CM/CU36D	1.02	1.08	0.94
YPLC080C16MP13C	CF/CM/CU42C	1.02	1.10	0.94
YPLC080C16MP13C	CF/CM/CU42D	1.02	1.10	0.94
YPLC100C16MP13C	CF/CM/CU30C	1.01	1.08	0.95
YPLC100C16MP13C	CF/CM/CU30D	1.01	1.08	0.93
YPLC100C16MP13C	CF/CM/CU36C	1.02	1.08	0.94
YPLC100C16MP13C	CF/CM/CU36D	1.02	1.08	0.94
YPLC100C16MP13C	CF/CM/CU42C	1.02	1.10	0.94
YPLC100C16MP13C	CF/CM/CU42D	1.02	1.10	0.94

PERFORMANCE DATA - 3.5 TON

CONDENSER-ONLY DATA (OUTDOOR UNIT)																		
MODEL	SATURATED SUCTION @ COMPRESSOR		Outdoor Ambient Temperature															
			55 °F		65 °F		75 °F		85 °F		95 °F		105 °F		115 °F		125 °F	
	T (°F)	P (PSIG)	MBH	KW	MBH	KW	MBH	KW	MBH	KW	MBH	KW	MBH	KW	MBH	KW	MBH	KW
YFE42B21S	35	107	38.1	1.80	36.2	2.01	34.4	2.24	32.7	2.50	30.8	2.81	28.8	3.17	26.5	3.59	23.9	4.08
	40	118	41.8	1.81	39.8	2.02	37.9	2.24	35.9	2.50	33.9	2.80	31.7	3.16	29.3	3.58	26.6	4.07
	45	130	45.9	1.83	43.7	2.03	41.5	2.25	39.4	2.51	37.2	2.79	34.9	3.15	32.3	3.57	29.4	4.05
	50	142	50.1	1.86	47.7	2.04	44.9	2.27	43.2	2.51	40.8	2.80	38.2	3.15	35.5	3.56	32.4	4.03
	55	156	54.8	1.88	51.9	2.07	49.1	2.29	47.1	2.53	44.5	2.80	41.8	3.14	38.8	3.55	35.6	4.02

Notes:

- For Outdoor Unit (Condenser) performance only. Data does not include the effects of air handler power or heat.
- Performance based on 15°F subcooling and 15°F superheat at the Outdoor Unit base valves.
 - Increase capacity by 1% for each 2°F increase in subcooling.
 - Decrease capacity by 1% for each 2°F decrease in subcooling.
- Maximum recommended condensing temperature is 140°F.

COOLING PERFORMANCE DATA																		
AIR CONDITIONER MODEL NO.		YFE42B21S																
INDOOR COIL MODEL NO.		CF42CXA1																
AIR TEMP. ENTERING OUTDOOR UNIT (°F)	IDCFM	1200					1400					1600						
	ID DB (°F)	80	80	75	80	80	80	80	75	80	80	80	80	80	75	80	80	
	ID WB (°F)	57	62	62	67	72	57	62	62	67	72	57	62	62	67	72	57	62
55	T.C.	39.2	40.4	40.5	40.8	39.9	40.0	40.8	40.8	41.0	39.8	40.8	41.3	41.2	41.2	39.7		
	S.C.	38.6	35.3	30.6	27.2	20.5	39.3	36.6	32.0	27.9	20.8	40.0	38.0	33.4	28.6	21.1		
	KW	2.17	2.18	2.18	2.19	2.19	2.25	2.26	2.26	2.26	2.27	2.32	2.33	2.33	2.34	2.34		
65	T.C.	38.1	39.5	39.7	41.6	42.4	39.3	40.3	40.3	42.1	42.5	40.5	41.1	40.9	42.6	42.6		
	S.C.	37.5	35.4	30.6	28.8	22.1	38.6	37.3	32.4	30.2	22.8	39.8	39.1	34.2	31.7	23.4		
	KW	2.38	2.40	2.39	2.41	2.41	2.46	2.48	2.47	2.49	2.49	2.53	2.56	2.55	2.57	2.57		
75	T.C.	37.0	38.7	38.9	42.4	44.9	38.6	39.8	39.8	43.2	45.2	40.3	41.0	40.7	44.1	45.4		
	S.C.	36.4	35.6	30.5	30.3	23.7	38.0	37.9	32.7	32.5	24.7	39.5	40.2	35.0	34.8	25.7		
	KW	2.58	2.62	2.60	2.64	2.64	2.67	2.70	2.68	2.71	2.72	2.75	2.78	2.76	2.79	2.80		
85	T.C.	35.5	36.6	37.1	40.5	43.4	37.1	37.6	38.0	41.6	43.9	38.7	38.7	38.8	42.7	44.3		
	S.C.	34.9	34.4	29.6	29.5	23.3	36.5	36.2	31.8	31.8	24.5	38.0	38.1	34.1	34.0	25.8		
	KW	2.86	2.91	2.88	2.92	2.92	2.95	2.99	2.96	3.00	3.00	3.03	3.07	3.04	3.07	3.08		
95	T.C.	34.1	34.4	35.3	38.6	42.0	35.6	35.4	36.1	40.0	42.6	37.1	36.5	36.9	41.4	43.2		
	S.C.	33.5	33.2	28.7	28.7	22.9	35.0	34.5	31.0	31.0	24.3	36.5	35.9	33.2	33.3	25.8		
	KW	3.15	3.19	3.16	3.20	3.20	3.23	3.27	3.24	3.28	3.28	3.31	3.35	3.32	3.36	3.37		
105	T.C.	32.4	32.4	33.1	36.3	39.4	33.8	33.5	33.9	37.5	40.0	35.1	34.6	34.6	38.6	40.6		
	S.C.	31.9	31.5	27.6	27.7	22.0	33.2	32.7	29.8	30.0	23.5	34.5	33.9	32.0	32.2	25.0		
	KW	3.57	3.62	3.58	3.62	3.63	3.65	3.69	3.66	3.69	3.71	3.73	3.77	3.74	3.77	3.78		
115	T.C.	30.8	30.5	31.0	34.1	36.9	32.0	31.6	31.7	35.1	37.5	33.2	32.6	32.4	36.0	38.2		
	S.C.	30.3	29.8	26.6	26.7	21.1	31.4	30.9	28.7	28.9	22.6	32.6	32.1	30.8	31.2	24.1		
	KW	3.97	4.03	3.98	4.02	4.04	4.05	4.10	4.06	4.10	4.11	4.13	4.18	4.14	4.17	4.19		
125	T.C.	29.2	28.6	28.9	31.9	34.4	30.2	29.7	29.5	32.6	35.0	31.3	30.7	30.1	33.4	35.7		
	S.C.	28.7	28.1	25.5	25.7	20.3	29.7	29.2	27.6	27.9	21.8	30.7	30.2	29.6	30.1	23.3		
	KW	4.38	4.43	4.39	4.43	4.45	4.46	4.51	4.46	4.50	4.52	4.54	4.59	4.54	4.58	4.59		

NOTE: ALL CAPACITIES INCLUDE INDOOR FAN HEAT. KW VALUES ARE FOR THE SYSTEM (OUTDOOR + INDOOR).

Green shaded cells are ACCA (TVA) conditions.

Blue shaded cells are AHRI conditions.

Multipliers for determining the performance with other indoor sections.

NOTE: For dry bulb temperatures different than those listed (between 73-87 °F), sensible capacity increases by 1060 BTUH per 1000 CFM per degree above the listed temperature and decreases by 1060 BTUH per 1000 CFM per degree below the listed temperature.

COIL MULTIPLIERS - 3.5 TON

Air Handler	Coil	T.C.	S.C.	KW
–	CF/CM/CU42C	1.00	1.00	1.00
–	CF/CM/CU42D	1.00	1.00	1.00
–	CF/CM/CU48C	1.03	0.97	1.03
–	CF/CM/CU48D	1.03	0.97	1.03
–	CF/CM/CU60C	1.03	0.98	1.03
–	CF/CM/CU60D	1.03	0.98	1.03
–	CF/CM64D	1.04	1.00	1.03
–	CF42B	0.96	0.87	0.96
AE42CX21	–	1.03	1.00	1.00
AE48CX21	–	1.03	0.94	0.98
AE48DX21	–	1.03	0.94	0.98
AE60CX21	–	1.04	1.03	1.01
AE60DX21	–	1.05	1.00	1.00
AP42CX21	–	1.00	0.90	1.00
AP48CX21	–	1.01	0.94	1.01
AP48DX21	–	1.03	0.97	1.02
AP60CX21	–	1.01	0.95	1.01
AVC42CX21	–	1.03	0.95	1.00
AVC48CX21	–	1.03	0.94	0.98
AVC48DX21	–	1.04	0.97	0.99
AVC60CX21	–	1.03	0.97	0.98
AVC60DX21	–	1.04	0.94	0.99
ME14DN21	CF/CM42D	1.04	1.00	0.99
ME14DN21	CF/CM48D	1.04	1.00	0.99
ME14DN21	CF/CM60D	1.03	0.95	0.96
ME14DN21	CF/CM64D	1.05	1.00	1.00
ME16CN21	CF/CM42C	1.04	1.00	1.01
ME16CN21	CF/CM48C	1.03	0.94	0.98
ME16CN21	CF/CM60C	1.03	0.95	0.96
ME20DN21	CF/CM42D	1.04	1.02	0.99
ME20DN21	CF/CM48D	1.05	1.03	1.00
ME20DN21	CF/CM60D	1.05	1.02	1.00
ME20DN21	CF/CM64D	1.05	1.02	1.00
MVC12BN21	CF42B	1.00	0.89	1.00
MVC14DN21	CF/CM42D	1.03	1.00	0.98
MVC14DN21	CF/CM48D	1.04	0.97	0.99
MVC14DN21	CF/CM60D	1.03	0.95	0.98
MVC14DN21	CF/CM64D	1.04	0.98	0.97
MVC16CN21	CF/CM42C	1.03	0.94	0.98
MVC16CN21	CF/CM48C	1.03	0.95	0.98
MVC20DN21	CF/CM42D	1.01	0.94	0.99
MVC20DN21	CF/CM48D	1.04	0.97	0.99
MVC20DN21	CF/CM60D	1.04	0.95	0.96
MVC20DN21	CF/CM64D	1.05	0.95	1.00

FURNACE MULTIPLIERS - 3.5 TON

Furnaces	Coil	T.C.	S.C.	KW
TM8V080C16MP12C	CF/CM/CU42C	0.99	0.98	0.96
TM8V080C16MP12C	CF/CM/CU42D	0.99	0.99	0.93
TM8V080C16MP12C	CF/CM/CU48C	1.00	0.99	0.98
TM8V080C16MP12C	CF/CM/CU48D	1.00	0.99	0.98
TM8V080C16MP12C	CF/CM/CU60C	1.00	1.00	0.98
TM8V080C16MP12C	CF/CM/CU60D	1.00	1.00	0.94
TM8V080C16MP12C	CF/CM64D	1.01	1.04	0.97
TM8V100C16MP12C	CF/CM/CU42C	0.99	0.98	0.96
TM8V100C16MP12C	CF/CM/CU42D	0.99	0.99	0.93

FURNACE MULTIPLIERS - 3.5 TON (Continued)

Furnaces	Coil	T.C.	S.C.	KW
TM8V100C16MP12C	CF/CM/CU48C	1.00	0.99	0.98
TM8V100C16MP12C	CF/CM/CU48D	1.00	0.99	0.98
TM8V100C16MP12C	CF/CM/CU60C	1.00	1.00	0.98
TM8V100C16MP12C	CF/CM/CU60D	1.00	1.00	0.94
TM8V100C16MP12C	CF/CM64D	1.01	1.04	0.97
TM8V100C20MP12C	CF/CM/CU42C	1.01	1.05	0.99
TM8V100C20MP12C	CF/CM/CU42D	1.03	1.06	0.94
TM8V100C20MP12C	CF/CM/CU48C	1.03	1.05	0.98
TM8V100C20MP12C	CF/CM/CU48D	1.03	1.05	0.94
TM8V100C20MP12C	CF/CM/CU60C	1.03	1.09	1.00
TM8V100C20MP12C	CF/CM/CU60D	1.03	1.09	1.00
TM8V100C20MP12C	CF/CM64D	1.05	1.10	1.00
TM8V120C20MP12C	CF/CM/CU42C	1.01	1.05	0.99
TM8V120C20MP12C	CF/CM/CU42D	1.03	1.06	0.94
TM8V120C20MP12C	CF/CM/CU48C	1.03	1.05	0.98
TM8V120C20MP12C	CF/CM/CU48D	1.03	1.05	0.94
TM8V120C20MP12C	CF/CM/CU60C	1.03	1.09	1.00
TM8V120C20MP12C	CF/CM/CU60D	1.03	1.09	1.00
TM8V120C20MP12C	CF/CM64D	1.05	1.10	1.00
TM8X080B12MP11	CF42B	0.98	0.96	0.95
TM8X080C16MP11	CF/CM/CU42C	1.03	1.08	1.00
TM8X080C16MP11	CF/CM/CU42D	0.99	0.97	0.96
TM8X080C16MP11	CF/CM/CU48C	0.99	0.96	0.96
TM8X080C16MP11	CF/CM/CU48D	0.99	0.96	0.96
TM8X080C16MP11	CF/CM/CU60C	1.01	1.08	0.97
TM8X080C16MP11	CF/CM/CU60D	1.05	1.12	1.02
TM8X080C16MP11	CF/CM64D	1.05	1.10	1.02
TM8X100C16MP11	CF/CM/CU42C	1.03	1.08	1.00
TM8X100C16MP11	CF/CM/CU42D	0.99	0.97	0.96
TM8X100C16MP11	CF/CM/CU48C	0.99	0.96	0.96
TM8X100C16MP11	CF/CM/CU48D	0.99	0.96	0.96
TM8X100C16MP11	CF/CM/CU60C	1.01	1.08	0.97
TM8X100C16MP11	CF/CM/CU60D	1.05	1.12	1.02
TM8X100C16MP11	CF/CM64D	1.05	1.10	1.02
TM8X100C20MP11	CF/CM/CU42C	1.00	1.00	0.96
TM8X100C20MP11	CF/CM/CU42D	1.01	1.03	0.99
TM8X100C20MP11	CF/CM/CU48C	1.05	1.11	1.02
TM8X100C20MP11	CF/CM/CU48D	1.04	1.10	0.99
TM8X100C20MP11	CF/CM/CU60C	1.05	1.12	1.00
TM8X100C20MP11	CF/CM/CU60D	1.01	1.03	0.97
TM8X100C20MP11	CF/CM64D	1.05	1.11	1.00
TM8X120C20MP11	CF/CM/CU42C	1.00	1.00	0.96
TM8X120C20MP11	CF/CM/CU42D	1.01	1.03	0.99
TM8X120C20MP11	CF/CM/CU48C	1.05	1.11	1.02
TM8X120C20MP11	CF/CM/CU48D	1.04	1.10	0.99
TM8X120C20MP11	CF/CM/CU60C	1.05	1.12	1.00
TM8X120C20MP11	CF/CM/CU60D	1.01	1.03	0.97
TM8X120C20MP11	CF/CM64D	1.05	1.11	1.00
TM8Y080B12MP11	CF42B	0.98	0.96	0.95
TM8Y080C16MP11	CF/CM/CU42C	1.03	1.08	1.00
TM8Y080C16MP11	CF/CM/CU42D	0.99	0.97	0.96
TM8Y080C16MP11	CF/CM/CU48C	0.99	0.96	0.96
TM8Y080C16MP11	CF/CM/CU48D	0.99	0.96	0.96
TM8Y080C16MP11	CF/CM/CU60C	1.01	1.08	0.97
TM8Y080C16MP11	CF/CM/CU60D	1.05	1.12	1.02
TM8Y080C16MP11	CF/CM64D	1.05	1.10	1.02

FURNACE MULTIPLIERS - 3.5 TON (Continued)

Furnaces	Coil	T.C.	S.C.	KW
TM8Y100C16MP11	CF/CM/CU42C	1.03	1.08	1.00
TM8Y100C16MP11	CF/CM/CU42D	0.99	0.97	0.96
TM8Y100C16MP11	CF/CM/CU48C	0.99	0.96	0.96
TM8Y100C16MP11	CF/CM/CU48D	0.99	0.96	0.96
TM8Y100C16MP11	CF/CM/CU60C	1.01	1.08	0.97
TM8Y100C16MP11	CF/CM/CU60D	1.05	1.12	1.02
TM8Y100C16MP11	CF/CM64D	1.05	1.10	1.02
TM8Y100C20MP11	CF/CM/CU42C	1.00	1.00	0.96
TM8Y100C20MP11	CF/CM/CU42D	1.01	1.03	0.99
TM8Y100C20MP11	CF/CM/CU48C	1.05	1.11	1.02
TM8Y100C20MP11	CF/CM/CU48D	1.04	1.10	0.99
TM8Y100C20MP11	CF/CM/CU60C	1.05	1.12	1.00
TM8Y100C20MP11	CF/CM/CU60D	1.01	1.03	0.97
TM8Y100C20MP11	CF/CM64D	1.05	1.11	1.00
TM8Y120C20MP11	CF/CM/CU42C	1.00	1.00	0.96
TM8Y120C20MP11	CF/CM/CU42D	1.01	1.03	0.99
TM8Y120C20MP11	CF/CM/CU48C	1.05	1.11	1.02
TM8Y120C20MP11	CF/CM/CU48D	1.04	1.10	0.99
TM8Y120C20MP11	CF/CM/CU60C	1.05	1.12	1.00
TM8Y120C20MP11	CF/CM/CU60D	1.01	1.03	0.97
TM8Y120C20MP11	CF/CM64D	1.05	1.11	1.00
TM8Y120C20MP11	CF/CM/CU42C	1.00	1.00	0.96
TM8Y120C20MP11	CF/CM/CU42D	1.01	1.03	0.99
TM8Y120C20MP11	CF/CM/CU48C	1.05	1.11	1.02
TM8Y120C20MP11	CF/CM/CU48D	1.04	1.10	0.99
TM8Y120C20MP11	CF/CM/CU60C	1.05	1.12	1.00
TM8Y120C20MP11	CF/CM/CU60D	1.01	1.03	0.97
TM8Y120C20MP11	CF/CM64D	1.05	1.11	1.00
TM8Y120C20MP11	CF/CM/CU42C	1.00	1.00	0.96
TM8Y120C20MP11	CF/CM/CU42D	1.01	1.03	0.99
TM8Y120C20MP11	CF/CM/CU48C	1.05	1.11	1.02
TM8Y120C20MP11	CF/CM/CU48D	1.04	1.10	0.99
TM8Y120C20MP11	CF/CM/CU60C	1.05	1.12	1.00
TM8Y120C20MP11	CF/CM/CU60D	1.01	1.03	0.97
TM8Y120C20MP11	CF/CM64D	1.05	1.11	1.00
TM9E100C16MP11	CF/CM/CU42C	1.01	1.03	0.99
TM9E100C16MP11	CF/CM/CU42D	0.99	0.98	0.96
TM9E100C16MP11	CF/CM/CU48C	0.98	0.95	0.95
TM9E100C16MP11	CF/CM/CU48D	0.99	0.97	0.96
TM9E100C16MP11	CF/CM/CU60C	1.01	1.04	0.99
TM9E100C16MP11	CF/CM/CU60D	1.03	1.06	1.00
TM9E100C16MP11	CF/CM64D	1.01	1.04	0.97
TM9E100C20MP11	CF/CM/CU42C	0.99	0.98	0.96
TM9E100C20MP11	CF/CM/CU42D	0.99	0.99	0.96
TM9E100C20MP11	CF/CM/CU48C	1.03	1.07	1.00
TM9E100C20MP11	CF/CM/CU48D	1.00	0.99	0.98
TM9E100C20MP11	CF/CM/CU60C	0.99	0.99	0.94
TM9E100C20MP11	CF/CM/CU60D	1.00	1.00	0.96
TM9E100C20MP11	CF/CM64D	1.05	1.10	1.00
TM9E120D20MP11	CF/CM/CU42D	1.01	1.03	0.97
TM9E120D20MP11	CF/CM/CU48D	1.04	1.10	0.99
TM9E120D20MP11	CF/CM/CU60D	1.01	1.03	0.97
TM9E120D20MP11	CF/CM64D	1.05	1.11	1.00
TM9V080B12MP12C	CF42B	0.98	0.96	0.97
TM9V100C16MP12C	CF/CM/CU42C	1.00	1.00	0.98
TM9V100C16MP12C	CF/CM/CU42D	0.99	0.97	0.93
TM9V100C16MP12C	CF/CM/CU48C	0.99	0.97	0.96
TM9V100C16MP12C	CF/CM/CU48D	1.00	0.99	0.98
TM9V100C16MP12C	CF/CM/CU60C	1.01	1.04	0.97
TM9V100C16MP12C	CF/CM/CU60D	1.03	1.06	0.98
TM9V100C16MP12C	CF/CM64D	1.01	1.04	0.99
TM9V100C20MP12C	CF/CM/CU42C	1.00	1.00	0.98
TM9V100C20MP12C	CF/CM/CU42D	1.00	1.00	0.94
TM9V100C20MP12C	CF/CM/CU48C	1.03	1.07	1.00
TM9V100C20MP12C	CF/CM/CU48D	1.03	1.06	1.00
TM9V100C20MP12C	CF/CM/CU60C	1.03	1.06	1.00
TM9V100C20MP12C	CF/CM/CU60D	1.04	1.08	0.99
TM9V100C20MP12C	CF/CM64D	1.05	1.09	1.02
TM9V120D20MP12C	CF/CM/CU42D	1.01	1.04	0.99
TM9V120D20MP12C	CF/CM/CU48D	1.05	1.11	1.00
TM9V120D20MP12C	CF/CM/CU60D	1.05	1.11	1.00

FURNACE MULTIPLIERS - 3.5 TON (Continued)

Furnaces	Coil	T.C.	S.C.	KW
TM9V120D20MP12C	CF/CM64D	1.05	1.11	1.00
TM9Y100C16MP11	CF/CM/CU42C	1.01	1.03	0.99
TM9Y100C16MP11	CF/CM/CU42D	0.99	0.98	0.96
TM9Y100C16MP11	CF/CM/CU48C	0.98	0.95	0.95
TM9Y100C16MP11	CF/CM/CU48D	0.99	0.97	0.96
TM9Y100C16MP11	CF/CM/CU60C	1.01	1.04	0.99
TM9Y100C16MP11	CF/CM/CU60D	1.03	1.06	1.00
TM9Y100C16MP11	CF/CM64D	1.01	1.04	0.97
TM9Y100C20MP11	CF/CM/CU42C	0.99	0.98	0.96
TM9Y100C20MP11	CF/CM/CU42D	0.99	0.99	0.96
TM9Y100C20MP11	CF/CM/CU48C	1.03	1.07	1.00
TM9Y100C20MP11	CF/CM/CU48D	1.00	0.99	0.98
TM9Y100C20MP11	CF/CM/CU60C	0.99	0.99	0.94
TM9Y100C20MP11	CF/CM/CU60D	1.00	1.00	0.96
TM9Y100C20MP11	CF/CM64D	1.05	1.10	1.00
TM9Y120D20MP11	CF/CM/CU42D	1.01	1.03	0.97
TM9Y120D20MP11	CF/CM/CU48D	1.04	1.10	0.99
TM9Y120D20MP11	CF/CM/CU60D	1.01	1.03	0.97
TM9Y120D20MP11	CF/CM64D	1.05	1.11	1.00
TMLV080C16MP12C	CF/CM/CU42C	0.99	0.98	0.96
TMLV080C16MP12C	CF/CM/CU42D	0.99	0.99	0.93
TMLV080C16MP12C	CF/CM/CU48C	1.00	0.99	0.98
TMLV080C16MP12C	CF/CM/CU48D	1.00	0.99	0.98
TMLV080C16MP12C	CF/CM/CU60C	1.00	1.00	0.98
TMLV080C16MP12C	CF/CM/CU60D	1.00	1.00	0.94
TMLV080C16MP12C	CF/CM64D	1.01	1.04	0.97
TMLV100C16MP12C	CF/CM/CU42C	0.99	0.98	0.96
TMLV100C16MP12C	CF/CM/CU42D	0.99	0.99	0.93
TMLV100C16MP12C	CF/CM/CU48C	1.00	0.99	0.98
TMLV100C16MP12C	CF/CM/CU48D	1.00	0.99	0.98
TMLV100C16MP12C	CF/CM/CU60C	1.00	1.00	0.98
TMLV100C16MP12C	CF/CM/CU60D	1.00	1.00	0.94
TMLV100C16MP12C	CF/CM64D	1.01	1.04	0.97
TMLV100C20MP12C	CF/CM/CU42C	1.01	1.05	0.99
TMLV100C20MP12C	CF/CM/CU42D	1.03	1.06	0.94
TMLV100C20MP12C	CF/CM/CU48C	1.03	1.05	0.98
TMLV100C20MP12C	CF/CM/CU48D	1.03	1.05	0.94
TMLV100C20MP12C	CF/CM/CU60C	1.03	1.09	1.00
TMLV100C20MP12C	CF/CM/CU60D	1.03	1.09	1.00
TMLV100C20MP12C	CF/CM64D	1.05	1.10	1.00
TMLV120C20MP12C	CF/CM/CU42C	1.01	1.05	0.99
TMLV120C20MP12C	CF/CM/CU42D	1.03	1.06	0.94
TMLV120C20MP12C	CF/CM/CU48C	1.03	1.05	0.98
TMLV120C20MP12C	CF/CM/CU48D	1.03	1.05	0.94
TMLV120C20MP12C	CF/CM/CU60C	1.03	1.09	1.00
TMLV120C20MP12C	CF/CM/CU60D	1.03	1.09	1.00
TMLV120C20MP12C	CF/CM64D	1.05	1.10	1.00
TMLX080B12MP11	CF42B	0.98	0.96	0.95
TMLX080C16MP11	CF/CM/CU42C	1.03	1.08	1.00
TMLX080C16MP11	CF/CM/CU42D	0.99	0.97	0.96
TMLX080C16MP11	CF/CM/CU48C	0.99	0.96	0.96
TMLX080C16MP11	CF/CM/CU48D	0.99	0.96	0.96
TMLX080C16MP11	CF/CM/CU60C	1.01	1.08	0.97
TMLX080C16MP11	CF/CM/CU60D	1.05	1.12	1.02
TMLX080C16MP11	CF/CM64D	1.05	1.10	1.02
TMLX100C16MP11	CF/CM/CU42C	1.03	1.08	1.00
TMLX100C16MP11	CF/CM/CU42D	0.99	0.97	0.96

FURNACE MULTIPLIERS - 3.5 TON (Continued)

Furnaces	Coil	T.C.	S.C.	KW
TMLX100C16MP11	CF/CM/CU48C	0.99	0.96	0.96
TMLX100C16MP11	CF/CM/CU48D	0.99	0.96	0.96
TMLX100C16MP11	CF/CM/CU60C	1.01	1.08	0.97
TMLX100C16MP11	CF/CM/CU60D	1.05	1.12	1.02
TMLX100C16MP11	CF/CM64D	1.05	1.10	1.02
TMLX100C20MP11	CF/CM/CU42C	1.00	1.00	0.96
TMLX100C20MP11	CF/CM/CU42D	1.01	1.03	0.99
TMLX100C20MP11	CF/CM/CU48C	1.05	1.11	1.02
TMLX100C20MP11	CF/CM/CU48D	1.04	1.10	0.99
TMLX100C20MP11	CF/CM/CU60C	1.05	1.12	1.00
TMLX100C20MP11	CF/CM/CU60D	1.01	1.03	0.97
TMLX100C20MP11	CF/CM64D	1.05	1.11	1.00
TMLX120C20MP11	CF/CM/CU42C	1.00	1.00	0.96
TMLX120C20MP11	CF/CM/CU42D	1.01	1.03	0.99
TMLX120C20MP11	CF/CM/CU48C	1.05	1.11	1.02
TMLX120C20MP11	CF/CM/CU48D	1.04	1.10	0.99
TMLX120C20MP11	CF/CM/CU60C	1.05	1.12	1.00
TMLX120C20MP11	CF/CM/CU60D	1.01	1.03	0.97
TMLX120C20MP11	CF/CM64D	1.05	1.11	1.00
TP9C080B12MP13C	CF42B	0.98	0.96	0.97
TP9C100C16MP13C	CF/CM/CU42C	1.00	1.00	0.98
TP9C100C16MP13C	CF/CM/CU42D	0.99	0.97	0.93
TP9C100C16MP13C	CF/CM/CU48C	0.99	0.97	0.96
TP9C100C16MP13C	CF/CM/CU48D	1.00	0.99	0.98
TP9C100C16MP13C	CF/CM/CU60C	1.01	1.04	0.97
TP9C100C16MP13C	CF/CM/CU60D	1.03	1.06	0.98
TP9C100C16MP13C	CF/CM64D	1.01	1.04	0.99
TP9C100C20MP13C	CF/CM/CU42C	1.00	1.00	0.98
TP9C100C20MP13C	CF/CM/CU42D	1.00	1.00	0.94
TP9C100C20MP13C	CF/CM/CU48C	1.03	1.07	1.00
TP9C100C20MP13C	CF/CM/CU48D	1.03	1.06	1.00
TP9C100C20MP13C	CF/CM/CU60C	1.03	1.06	1.00
TP9C100C20MP13C	CF/CM/CU60D	1.04	1.08	0.99
TP9C100C20MP13C	CF/CM64D	1.05	1.09	1.02
TP9C120D20MP13C	CF/CM/CU42D	1.01	1.04	0.99
TP9C120D20MP13C	CF/CM/CU48D	1.05	1.11	1.00
TP9C120D20MP13C	CF/CM/CU60D	1.05	1.11	1.00
TP9C120D20MP13C	CF/CM64D	1.05	1.11	1.00
YPLC080C16MP13C	CF/CM/CU42C	0.99	0.98	0.96
YPLC080C16MP13C	CF/CM/CU42D	0.99	0.99	0.93
YPLC080C16MP13C	CF/CM/CU48C	1.00	0.99	0.98
YPLC080C16MP13C	CF/CM/CU48D	1.00	0.99	0.98
YPLC080C16MP13C	CF/CM/CU60C	1.00	1.00	0.98
YPLC080C16MP13C	CF/CM/CU60D	1.00	1.00	0.94
YPLC080C16MP13C	CF/CM64D	1.01	1.04	0.97
YPLC100C16MP13C	CF/CM/CU42C	0.99	0.98	0.96
YPLC100C16MP13C	CF/CM/CU42D	0.99	0.99	0.93
YPLC100C16MP13C	CF/CM/CU48C	1.00	0.99	0.98
YPLC100C16MP13C	CF/CM/CU48D	1.00	0.99	0.98
YPLC100C16MP13C	CF/CM/CU60C	1.00	1.00	0.98
YPLC100C16MP13C	CF/CM/CU60D	1.00	1.00	0.94
YPLC100C16MP13C	CF/CM64D	1.01	1.04	0.97
YPLC100C20MP13C	CF/CM/CU42C	1.01	1.05	0.99
YPLC100C20MP13C	CF/CM/CU42D	1.03	1.06	0.94
YPLC100C20MP13C	CF/CM/CU48C	1.03	1.05	0.98
YPLC100C20MP13C	CF/CM/CU48D	1.03	1.05	0.94
YPLC100C20MP13C	CF/CM/CU60C	1.03	1.09	1.00
YPLC100C20MP13C	CF/CM/CU60D	1.03	1.09	1.00
YPLC100C20MP13C	CF/CM64D	1.05	1.10	1.00
YPLC120C20MP13C	CF/CM/CU42C	1.01	1.05	0.99
YPLC120C20MP13C	CF/CM/CU42D	1.03	1.06	0.94
YPLC120C20MP13C	CF/CM/CU48C	1.03	1.05	0.98
YPLC120C20MP13C	CF/CM/CU48D	1.03	1.05	0.94
YPLC120C20MP13C	CF/CM/CU60C	1.03	1.09	1.00
YPLC120C20MP13C	CF/CM/CU60D	1.03	1.09	1.00
YPLC120C20MP13C	CF/CM64D	1.05	1.10	1.00

FURNACE MULTIPLIERS - 3.5 TON (Continued)

Furnaces	Coil	T.C.	S.C.	KW
TPLC100C20MP13C	CF/CM/CU60D	1.03	1.09	1.00
TPLC100C20MP13C	CF/CM64D	1.05	1.10	1.00
TPLC120C20MP13C	CF/CM/CU42C	1.01	1.05	0.99
TPLC120C20MP13C	CF/CM/CU42D	1.03	1.06	0.94
TPLC120C20MP13C	CF/CM/CU48C	1.03	1.05	0.98
TPLC120C20MP13C	CF/CM/CU48D	1.03	1.05	0.94
TPLC120C20MP13C	CF/CM/CU60C	1.03	1.09	1.00
TPLC120C20MP13C	CF/CM/CU60D	1.03	1.09	1.00
TPLC120C20MP13C	CF/CM64D	1.05	1.10	1.00
YP9C080B12MP13C	CF42B	0.98	0.96	0.97
YP9C100C16MP13C	CF/CM/CU42C	1.00	1.00	0.98
YP9C100C16MP13C	CF/CM/CU42D	0.99	0.97	0.93
YP9C100C16MP13C	CF/CM/CU48C	0.99	0.97	0.96
YP9C100C16MP13C	CF/CM/CU48D	1.00	0.99	0.98
YP9C100C16MP13C	CF/CM/CU60C	1.01	1.04	0.97
YP9C100C16MP13C	CF/CM/CU60D	1.03	1.06	0.98
YP9C100C16MP13C	CF/CM64D	1.01	1.04	0.99
YP9C100C20MP13C	CF/CM/CU42C	1.00	1.00	0.98
YP9C100C20MP13C	CF/CM/CU42D	1.00	1.00	0.94
YP9C100C20MP13C	CF/CM/CU48C	1.03	1.07	1.00
YP9C100C20MP13C	CF/CM/CU48D	1.03	1.06	1.00
YP9C100C20MP13C	CF/CM/CU60C	1.03	1.06	1.00
YP9C100C20MP13C	CF/CM/CU60D	1.04	1.08	0.99
YP9C100C20MP13C	CF/CM64D	1.05	1.09	1.02
YP9C120D20MP13C	CF/CM/CU42D	1.01	1.04	0.99
YP9C120D20MP13C	CF/CM/CU48D	1.05	1.11	1.00
YP9C120D20MP13C	CF/CM/CU60D	1.05	1.11	1.00
YP9C120D20MP13C	CF/CM64D	1.05	1.11	1.00
YPLC080C16MP13C	CF/CM/CU42C	0.99	0.98	0.96
YPLC080C16MP13C	CF/CM/CU42D	0.99	0.99	0.93
YPLC080C16MP13C	CF/CM/CU48C	1.00	0.99	0.98
YPLC080C16MP13C	CF/CM/CU48D	1.00	0.99	0.98
YPLC080C16MP13C	CF/CM/CU60C	1.00	1.00	0.98
YPLC080C16MP13C	CF/CM/CU60D	1.00	1.00	0.94
YPLC080C16MP13C	CF/CM64D	1.01	1.04	0.97
YPLC100C16MP13C	CF/CM/CU42C	0.99	0.98	0.96
YPLC100C16MP13C	CF/CM/CU42D	0.99	0.99	0.93
YPLC100C16MP13C	CF/CM/CU48C	1.00	0.99	0.98
YPLC100C16MP13C	CF/CM/CU48D	1.00	0.99	0.98
YPLC100C16MP13C	CF/CM/CU60C	1.00	1.00	0.98
YPLC100C16MP13C	CF/CM/CU60D	1.00	1.00	0.94
YPLC100C16MP13C	CF/CM64D	1.01	1.04	0.97
YPLC100C20MP13C	CF/CM/CU42C	1.01	1.05	0.99
YPLC100C20MP13C	CF/CM/CU42D	1.03	1.06	0.94
YPLC100C20MP13C	CF/CM/CU48C	1.03	1.05	0.98
YPLC100C20MP13C	CF/CM/CU48D	1.03	1.05	0.94
YPLC100C20MP13C	CF/CM/CU60C	1.03	1.09	1.00
YPLC100C20MP13C	CF/CM/CU60D	1.03	1.09	1.00
YPLC100C20MP13C	CF/CM64D	1.05	1.10	1.00
YPLC120C20MP13C	CF/CM/CU42C	1.01	1.05	0.99
YPLC120C20MP13C	CF/CM/CU42D	1.03	1.06	0.94
YPLC120C20MP13C	CF/CM/CU48C	1.03	1.05	0.98
YPLC120C20MP13C	CF/CM/CU48D	1.03	1.05	0.94
YPLC120C20MP13C	CF/CM/CU60C	1.03	1.09	1.00
YPLC120C20MP13C	CF/CM/CU60D	1.03	1.09	1.00
YPLC120C20MP13C	CF/CM64D	1.05	1.10	1.00

PERFORMANCE DATA - 4 TON

CONDENSER-ONLY DATA (OUTDOOR UNIT)																		
MODEL	SATURATED SUCTION @ COMPRESSOR		Outdoor Ambient Temperature															
			55 °F		65 °F		75 °F		85 °F		95 °F		105 °F		115 °F		125 °F	
	T (°F)	P (PSIG)	MBH	KW	MBH	KW	MBH	KW	MBH	KW	MBH	KW	MBH	KW	MBH	KW	MBH	KW
YFE48B21S	35	107	46.6	2.18	44.4	2.42	42.1	2.72	39.9	3.02	37.5	3.39	34.9	3.81	32.1	4.28	29.1	4.83
	40	118	51.3	2.20	48.6	2.45	46.3	2.72	43.8	3.04	41.3	3.40	38.5	3.82	35.6	4.28	32.4	4.82
	45	130	56.3	2.23	53.1	2.48	51.0	2.76	47.1	3.09	45.4	3.40	42.4	3.81	39.2	4.29	35.8	4.82
	50	142	61.6	2.27	58.0	2.50	55.2	2.79	52.7	3.07	49.7	3.41	46.5	3.82	43.2	4.28	39.6	4.79
	55	156	65.5	2.30	63.1	2.55	59.2	2.84	57.5	3.08	54.2	3.43	50.9	3.84	47.3	4.30	43.5	4.79

Notes:

- For Outdoor Unit (Condenser) performance only. Data does not include the effects of air handler power or heat.
- Performance based on 15°F subcooling and 15°F superheat at the Outdoor Unit base valves.
 - Increase capacity by 1% for each 2°F increase in subcooling.
 - Decrease capacity by 1% for each 2°F decrease in subcooling.
- Maximum recommended condensing temperature is 140°F.

COOLING PERFORMANCE DATA																
AIR CONDITIONER MODEL NO.		YFE48B21S														
INDOOR COIL MODEL NO.		CF48CXA1														
AIR TEMP. ENTERING OUTDOOR UNIT (°F)	IDCFM	1400					1600					1800				
	ID DB (°F)	80	80	75	80	80	80	80	75	80	80	80	80	75	80	80
	ID WB (°F)	57	62	62	67	72	57	62	62	67	72	57	62	62	67	72
55	T.C.	44.1	45.0	44.8	45.4	45.4	44.6	45.3	44.9	45.6	45.7	45.1	45.6	45.1	45.9	46.0
	S.C.	43.9	35.1	30.6	27.8	21.4	44.4	35.8	31.0	28.3	21.7	44.9	36.6	31.3	28.7	21.9
	KW	2.55	2.55	2.55	2.55	2.55	2.63	2.62	2.62	2.62	2.62	2.70	2.69	2.70	2.69	2.69
65	T.C.	43.7	45.6	45.6	47.2	47.4	44.9	46.2	46.0	47.5	47.6	46.0	46.9	46.3	47.9	47.9
	S.C.	43.5	37.5	32.1	29.9	22.5	44.6	39.1	33.2	30.7	22.8	45.8	40.8	34.3	31.4	23.1
	KW	2.84	2.84	2.84	2.85	2.84	2.91	2.91	2.91	2.92	2.92	2.99	2.99	2.99	2.99	2.99
75	T.C.	43.3	46.2	46.4	48.9	49.4	45.1	47.2	47.0	49.4	49.6	47.0	48.1	47.6	49.9	49.7
	S.C.	43.1	39.9	33.6	32.0	23.6	44.9	42.5	35.4	33.1	24.0	46.8	45.1	37.3	34.2	24.3
	KW	3.12	3.13	3.13	3.14	3.14	3.19	3.21	3.20	3.21	3.21	3.27	3.28	3.28	3.28	3.28
85	T.C.	41.6	43.8	44.0	47.3	49.5	43.3	44.8	44.7	48.0	50.0	45.0	45.7	45.3	48.7	50.4
	S.C.	41.4	38.7	32.5	31.7	24.0	43.1	41.2	34.4	33.3	24.7	44.8	43.8	36.3	34.9	25.3
	KW	3.48	3.49	3.49	3.51	3.52	3.56	3.57	3.57	3.58	3.59	3.64	3.65	3.64	3.66	3.66
95	T.C.	39.9	41.5	41.7	45.6	49.6	41.4	42.4	42.3	46.5	50.4	43.0	43.4	43.0	47.4	51.1
	S.C.	39.7	37.5	31.4	31.3	24.3	41.2	40.0	33.3	33.5	25.3	42.8	42.5	35.3	35.7	26.3
	KW	3.85	3.86	3.86	3.88	3.90	3.93	3.94	3.94	3.96	3.97	4.01	4.01	4.01	4.03	4.04
105	T.C.	37.6	38.8	38.9	42.6	46.5	39.1	39.7	39.5	43.4	47.2	40.7	40.7	40.1	44.3	47.9
	S.C.	37.4	35.9	30.2	30.1	23.3	38.9	38.0	32.0	32.2	24.4	40.4	40.0	33.9	34.4	25.5
	KW	4.36	4.37	4.37	4.40	4.42	4.44	4.45	4.44	4.47	4.49	4.52	4.53	4.52	4.55	4.56
115	T.C.	35.4	36.2	36.3	39.7	43.6	36.9	37.1	36.8	40.4	44.2	38.4	38.1	37.2	41.2	44.8
	S.C.	35.2	34.4	28.9	28.9	22.3	36.7	36.0	30.7	31.0	23.4	38.2	37.6	32.5	33.1	24.6
	KW	4.85	4.87	4.86	4.90	4.92	4.94	4.94	4.94	4.97	4.99	5.02	5.02	5.01	5.05	5.06
125	T.C.	33.2	33.6	33.6	36.7	40.6	34.7	34.5	34.0	37.4	41.1	36.1	35.4	34.4	38.1	41.7
	S.C.	33.0	32.9	27.6	27.7	21.2	34.5	34.1	29.4	29.8	22.5	36.0	35.3	31.1	31.8	23.7
	KW	5.35	5.36	5.35	5.40	5.42	5.44	5.44	5.43	5.47	5.50	5.53	5.52	5.51	5.55	5.57

NOTE: ALL CAPACITIES INCLUDE INDOOR FAN HEAT. KW VALUES ARE FOR THE SYSTEM (OUTDOOR + INDOOR).

Green shaded cells are ACCA (TVA) conditions.

Blue shaded cells are AHRI conditions.

Multipliers for determining the performance with other indoor sections.

NOTE: For dry bulb temperatures different than those listed (between 73-87 °F), sensible capacity increases by 1060 BTUH per 1000 CFM per degree above the listed temperature and decreases by 1060 BTUH per 1000 CFM per degree below the listed temperature.

COIL MULTIPLIERS - 4 TON

Air Handler	Coil	T.C.	S.C.	KW
-	CF/CM/CU48C	1.00	1.00	1.00
-	CF/CM/CU48D	1.00	1.00	1.00
-	CF/CM/CU60C	1.03	1.09	1.03
-	CF/CM/CU60D	1.03	1.09	1.03
-	CF/CM64D	1.03	1.09	0.99
AE48CX21	-	1.02	1.03	0.96
AE48DX21	-	1.02	1.04	0.94
AE60CX21	-	1.03	1.06	0.95
AE60DX21	-	1.03	1.04	0.93
AP48CX21	-	0.99	0.97	0.99
AP48DX21	-	1.01	1.01	1.01
AP60CX21	-	1.03	1.09	1.03
AP60DX21	-	1.03	1.09	1.03
AVC48CX21	-	1.03	1.01	0.97
AVC48DX21	-	1.03	1.01	0.97
AVC60CX21	-	1.02	1.03	0.96
AVC60DX21	-	1.03	1.06	0.95
ME14DN21	CF/CM60D	1.03	1.06	0.95
ME14DN21	CF/CM64D	1.03	1.04	0.95
ME16CN21	CF/CM48C	1.03	1.06	0.97
ME16CN21	CF/CM60C	1.03	1.06	0.95
ME20DN21	CF/CM48D	1.03	1.06	0.97
ME20DN21	CF/CM60D	1.03	1.04	0.97
ME20DN21	CF/CM64D	1.03	1.04	0.95
MVC14DN21	CF/CM48D	1.01	0.99	0.95
MVC14DN21	CF/CM60D	1.02	1.01	0.96
MVC14DN21	CF/CM64D	1.03	1.01	0.95
MVC16CN21	CF/CM48C	1.02	1.03	0.96
MVC16CN21	CF/CM60C	1.03	1.12	0.92
MVC20DN21	CF/CM48D	1.03	1.04	0.95
MVC20DN21	CF/CM60D	1.03	1.06	0.95
MVC20DN21	CF/CM64D	1.03	1.04	0.95

FURNACE MULTIPLIERS - 4 TON

Furnaces	Coil	T.C.	S.C.	KW
TM8V080C16MP12C	CF/CM/CU48C	1.02	1.03	0.98
TM8V080C16MP12C	CF/CM/CU48D	1.02	1.03	0.98
TM8V080C16MP12C	CF/CM/CU60C	1.03	1.05	0.97
TM8V080C16MP12C	CF/CM/CU60D	1.03	1.04	0.97
TM8V080C16MP12C	CF/CM64D	1.03	1.05	0.95
TM8V100C16MP12C	CF/CM/CU48C	1.02	1.03	0.98
TM8V100C16MP12C	CF/CM/CU48D	1.02	1.03	0.98
TM8V100C16MP12C	CF/CM/CU60C	1.03	1.05	0.97
TM8V100C16MP12C	CF/CM/CU60D	1.03	1.04	0.97
TM8V100C16MP12C	CF/CM64D	1.03	1.05	0.95
TM8V100C20MP12C	CF/CM/CU48C	1.03	1.04	0.97
TM8V100C20MP12C	CF/CM/CU48D	1.03	1.04	0.97
TM8V100C20MP12C	CF/CM/CU60C	1.03	1.03	0.97
TM8V100C20MP12C	CF/CM/CU60D	1.03	1.03	0.97
TM8V100C20MP12C	CF/CM64D	1.03	1.03	0.95
TM8V120C20MP12C	CF/CM/CU48C	1.03	1.04	0.97
TM8V120C20MP12C	CF/CM/CU48D	1.03	1.04	0.97
TM8V120C20MP12C	CF/CM/CU60C	1.03	1.03	0.97
TM8V120C20MP12C	CF/CM/CU60D	1.03	1.03	0.97
TM8V120C20MP12C	CF/CM64D	1.03	1.03	0.95
TM8X080C16MP11	CF/CM/CU48C	1.03	1.03	0.99
TM8X080C16MP11	CF/CM/CU48D	1.03	1.04	0.99
TM8X080C16MP11	CF/CM/CU60C	1.03	1.04	0.97
TM8X080C16MP11	CF/CM/CU60D	1.03	1.04	0.97
TM8X080C16MP11	CF/CM64D	1.03	1.04	0.95
TM8X100C16MP11	CF/CM/CU48C	1.03	1.03	0.99
TM8X100C16MP11	CF/CM/CU48D	1.03	1.04	0.99
TM8X100C16MP11	CF/CM/CU60C	1.03	1.04	0.97
TM8X100C16MP11	CF/CM/CU60D	1.03	1.04	0.97
TM8X100C16MP11	CF/CM64D	1.03	1.04	0.95
TM8X100C20MP11	CF/CM/CU48C	1.03	1.04	0.97
TM8X100C20MP11	CF/CM/CU48D	1.03	1.04	0.99
TM8X100C20MP11	CF/CM/CU60C	1.03	1.04	0.95
TM8X100C20MP11	CF/CM/CU60D	1.03	1.11	0.95
TM8X100C20MP11	CF/CM64D	1.03	1.04	0.97
TM8X120C20MP11	CF/CM/CU48C	1.03	1.04	0.97
TM8X120C20MP11	CF/CM/CU48D	1.03	1.04	0.99
TM8X120C20MP11	CF/CM/CU60C	1.03	1.04	0.95
TM8X120C20MP11	CF/CM/CU60D	1.03	1.11	0.95
TM8X120C20MP11	CF/CM64D	1.03	1.04	0.97
TM8Y080C16MP11	CF/CM/CU48C	1.03	1.03	0.99
TM8Y080C16MP11	CF/CM/CU48D	1.03	1.04	0.99
TM8Y080C16MP11	CF/CM/CU60C	1.03	1.04	0.97
TM8Y080C16MP11	CF/CM/CU60D	1.03	1.04	0.97
TM8Y080C16MP11	CF/CM64D	1.03	1.04	0.95
TM8Y100C16MP11	CF/CM/CU48C	1.03	1.03	0.99
TM8Y100C16MP11	CF/CM/CU48D	1.03	1.04	0.99
TM8Y100C16MP11	CF/CM/CU60C	1.03	1.04	0.97
TM8Y100C16MP11	CF/CM/CU60D	1.03	1.04	0.97
TM8Y100C16MP11	CF/CM64D	1.03	1.04	0.95
TM8Y100C20MP11	CF/CM/CU48C	1.03	1.04	0.97
TM8Y100C20MP11	CF/CM/CU48D	1.03	1.04	0.99
TM8Y100C20MP11	CF/CM/CU60C	1.03	1.04	0.95
TM8Y100C20MP11	CF/CM/CU60D	1.03	1.11	0.95
TM8Y100C20MP11	CF/CM64D	1.03	1.04	0.97

FURNACE MULTIPLIERS - 4 TON (Continued)

Furnaces	Coil	T.C.	S.C.	KW
TM8Y120C20MP11	CF/CM/CU48C	1.03	1.04	0.97
TM8Y120C20MP11	CF/CM/CU48D	1.03	1.04	0.99
TM8Y120C20MP11	CF/CM/CU60C	1.03	1.04	0.95
TM8Y120C20MP11	CF/CM/CU60D	1.03	1.11	0.95
TM8Y120C20MP11	CF/CM64D	1.03	1.04	0.97
TM9E100C16MP11	CF/CM/CU48C	1.02	1.03	1.00
TM9E100C16MP11	CF/CM/CU48D	1.02	1.03	1.00
TM9E100C16MP11	CF/CM/CU60C	1.03	1.06	0.99
TM9E100C16MP11	CF/CM/CU60D	1.03	1.06	0.99
TM9E100C16MP11	CF/CM64D	1.03	1.05	0.97
TM9E100C20MP11	CF/CM/CU48C	1.03	1.03	0.97
TM9E100C20MP11	CF/CM/CU48D	1.03	1.03	0.99
TM9E100C20MP11	CF/CM/CU60C	1.03	1.04	0.97
TM9E100C20MP11	CF/CM/CU60D	1.03	1.04	0.97
TM9E100C20MP11	CF/CM64D	1.03	1.04	0.97
TM9E120D20MP11	CF/CM/CU48D	1.03	1.04	0.97
TM9E120D20MP11	CF/CM/CU60D	1.03	1.11	0.97
TM9E120D20MP11	CF/CM64D	1.03	1.04	0.97
TM9V100C16MP12C	CF/CM/CU48C	1.03	1.05	0.99
TM9V100C16MP12C	CF/CM/CU48D	1.03	1.05	0.97
TM9V100C16MP12C	CF/CM/CU60C	1.03	1.04	0.97
TM9V100C16MP12C	CF/CM/CU60D	1.03	1.03	0.97
TM9V100C16MP12C	CF/CM64D	1.03	1.03	0.97
TM9V100C20MP12C	CF/CM/CU48C	1.03	1.03	0.99
TM9V100C20MP12C	CF/CM/CU48D	1.03	1.03	0.99
TM9V100C20MP12C	CF/CM/CU60C	1.03	1.04	0.99
TM9V100C20MP12C	CF/CM/CU60D	1.03	1.03	0.97
TM9V100C20MP12C	CF/CM64D	1.03	1.04	0.97
TM9V120D20MP12C	CF/CM/CU48D	1.02	1.01	0.98
TM9V120D20MP12C	CF/CM/CU60D	1.03	1.03	0.97
TM9V120D20MP12C	CF/CM64D	1.03	1.09	0.99
TM9Y100C16MP11	CF/CM/CU48C	1.02	1.03	1.00
TM9Y100C16MP11	CF/CM/CU48D	1.02	1.03	1.00
TM9Y100C16MP11	CF/CM/CU60C	1.03	1.06	0.99
TM9Y100C16MP11	CF/CM/CU60D	1.03	1.06	0.99
TM9Y100C16MP11	CF/CM64D	1.03	1.05	0.97
TM9Y100C20MP11	CF/CM/CU48C	1.03	1.03	0.97
TM9Y100C20MP11	CF/CM/CU48D	1.03	1.03	0.99
TM9Y100C20MP11	CF/CM/CU60C	1.03	1.04	0.97
TM9Y100C20MP11	CF/CM/CU60D	1.03	1.04	0.97
TM9Y100C20MP11	CF/CM64D	1.03	1.04	0.97
TM9Y120D20MP11	CF/CM/CU48D	1.03	1.04	0.97
TM9Y120D20MP11	CF/CM/CU60D	1.03	1.11	0.97
TM9Y120D20MP11	CF/CM64D	1.03	1.04	0.97
TMLV080C16MP12C	CF/CM/CU48C	1.02	1.03	0.98
TMLV080C16MP12C	CF/CM/CU48D	1.02	1.03	0.98
TMLV080C16MP12C	CF/CM/CU60C	1.03	1.05	0.97
TMLV080C16MP12C	CF/CM/CU60D	1.03	1.04	0.97
TMLV080C16MP12C	CF/CM64D	1.03	1.05	0.95
TMLV100C16MP12C	CF/CM/CU48C	1.02	1.03	0.98
TMLV100C16MP12C	CF/CM/CU48D	1.02	1.03	0.98
TMLV100C16MP12C	CF/CM/CU60C	1.03	1.05	0.97
TMLV100C16MP12C	CF/CM/CU60D	1.03	1.04	0.97
TMLV100C16MP12C	CF/CM64D	1.03	1.05	0.95
TMLV100C20MP12C	CF/CM/CU48C	1.03	1.04	0.97

FURNACE MULTIPLIERS - 4 TON (Continued)

Furnaces	Coil	T.C.	S.C.	KW
TMLV100C20MP12C	CF/CM/CU48D	1.03	1.04	0.97
TMLV100C20MP12C	CF/CM/CU60C	1.03	1.03	0.97
TMLV100C20MP12C	CF/CM/CU60D	1.03	1.03	0.97
TMLV100C20MP12C	CF/CM64D	1.03	1.03	0.95
TMLV120C20MP12C	CF/CM/CU48C	1.03	1.04	0.97
TMLV120C20MP12C	CF/CM/CU48D	1.03	1.04	0.97
TMLV120C20MP12C	CF/CM/CU60C	1.03	1.03	0.97
TMLV120C20MP12C	CF/CM/CU60D	1.03	1.03	0.97
TMLV120C20MP12C	CF/CM64D	1.03	1.03	0.95
TMLX080C16MP11	CF/CM/CU48C	1.03	1.03	0.99
TMLX080C16MP11	CF/CM/CU48D	1.03	1.04	0.99
TMLX080C16MP11	CF/CM/CU60C	1.03	1.04	0.97
TMLX080C16MP11	CF/CM/CU60D	1.03	1.04	0.97
TMLX080C16MP11	CF/CM64D	1.03	1.04	0.95
TMLX100C16MP11	CF/CM/CU48C	1.03	1.03	0.99
TMLX100C16MP11	CF/CM/CU48D	1.03	1.04	0.99
TMLX100C16MP11	CF/CM/CU60C	1.03	1.04	0.97
TMLX100C16MP11	CF/CM/CU60D	1.03	1.04	0.97
TMLX100C16MP11	CF/CM64D	1.03	1.04	0.95
TMLX100C20MP11	CF/CM/CU48C	1.03	1.04	0.97
TMLX100C20MP11	CF/CM/CU48D	1.03	1.04	0.99
TMLX100C20MP11	CF/CM/CU60C	1.03	1.04	0.97
TMLX100C20MP11	CF/CM/CU60D	1.03	1.04	0.97
TMLX100C20MP11	CF/CM64D	1.03	1.04	0.95
TMLX100C20MP11	CF/CM/CU48C	1.03	1.04	0.97
TMLX100C20MP11	CF/CM/CU48D	1.03	1.04	0.99
TMLX100C20MP11	CF/CM/CU60C	1.03	1.04	0.95
TMLX100C20MP11	CF/CM/CU60D	1.03	1.11	0.95
TMLX100C20MP11	CF/CM64D	1.03	1.04	0.97
TMLX120C20MP11	CF/CM/CU48C	1.03	1.04	0.97
TMLX120C20MP11	CF/CM/CU48D	1.03	1.04	0.99
TMLX120C20MP11	CF/CM/CU60C	1.03	1.04	0.95
TMLX120C20MP11	CF/CM/CU60D	1.03	1.11	0.95
TMLX120C20MP11	CF/CM64D	1.03	1.04	0.97
TP9C100C16MP13C	CF/CM/CU48C	1.03	1.05	0.99
TP9C100C16MP13C	CF/CM/CU48D	1.03	1.05	0.97
TP9C100C16MP13C	CF/CM/CU60C	1.03	1.04	0.97
TP9C100C16MP13C	CF/CM/CU60D	1.03	1.03	0.97
TP9C100C16MP13C	CF/CM64D	1.03	1.03	0.97
TP9C100C20MP13C	CF/CM/CU48C	1.03	1.03	0.99
TP9C100C20MP13C	CF/CM/CU48D	1.03	1.03	0.99
TP9C100C20MP13C	CF/CM/CU60C	1.03	1.04	0.99
TP9C100C20MP13C	CF/CM/CU60D	1.03	1.03	0.97
TP9C100C20MP13C	CF/CM64D	1.03	1.04	0.97
TP9C120D20MP13C	CF/CM/CU48D	1.02	1.01	0.98
TP9C120D20MP13C	CF/CM/CU60D	1.03	1.03	0.97
TP9C120D20MP13C	CF/CM64D	1.03	1.09	0.99
TPLC080C16MP13C	CF/CM/CU48C	1.02	1.03	0.98
TPLC080C16MP13C	CF/CM/CU48D	1.02	1.03	0.98
TPLC080C16MP13C	CF/CM/CU60C	1.03	1.05	0.97
TPLC080C16MP13C	CF/CM/CU60D	1.03	1.04	0.97
TPLC080C16MP13C	CF/CM64D	1.03	1.05	0.95
TPLC100C16MP13C	CF/CM/CU48C	1.02	1.03	0.98
TPLC100C16MP13C	CF/CM/CU48D	1.02	1.03	0.98
TPLC100C16MP13C	CF/CM/CU60C	1.03	1.05	0.97
TPLC100C16MP13C	CF/CM/CU60D	1.03	1.04	0.97
TPLC100C16MP13C	CF/CM64D	1.03	1.05	0.95
TPLC100C20MP13C	CF/CM/CU48C	1.03	1.04	0.97
TPLC100C20MP13C	CF/CM/CU48D	1.03	1.04	0.97
TPLC100C20MP13C	CF/CM/CU60C	1.03	1.03	0.97

FURNACE MULTIPLIERS - 4 TON (Continued)

Furnaces	Coil	T.C.	S.C.	KW
TPLC100C20MP13C	CF/CM/CU60D	1.03	1.03	0.97
TPLC100C20MP13C	CF/CM64D	1.03	1.03	0.95
TPLC120C20MP13C	CF/CM/CU48C	1.03	1.04	0.97
TPLC120C20MP13C	CF/CM/CU48D	1.03	1.04	0.97
TPLC120C20MP13C	CF/CM/CU60C	1.03	1.03	0.97
TPLC120C20MP13C	CF/CM/CU60D	1.03	1.03	0.97
TPLC120C20MP13C	CF/CM64D	1.03	1.03	0.95
YP9C100C16MP13C	CF/CM/CU48C	1.03	1.05	0.99
YP9C100C16MP13C	CF/CM/CU48D	1.03	1.05	0.97
YP9C100C16MP13C	CF/CM/CU60C	1.03	1.04	0.97
YP9C100C16MP13C	CF/CM/CU60D	1.03	1.03	0.97
YP9C100C16MP13C	CF/CM64D	1.03	1.03	0.97
YP9C100C20MP13C	CF/CM/CU48C	1.03	1.03	0.99
YP9C100C20MP13C	CF/CM/CU48D	1.03	1.03	0.99
YP9C100C20MP13C	CF/CM/CU60C	1.03	1.04	0.99
YP9C100C20MP13C	CF/CM/CU60D	1.03	1.03	0.97
YP9C100C20MP13C	CF/CM64D	1.03	1.04	0.97
YP9C120D20MP13C	CF/CM/CU48D	1.02	1.01	0.98
YP9C120D20MP13C	CF/CM/CU60D	1.03	1.03	0.97
YP9C120D20MP13C	CF/CM64D	1.03	1.09	0.99
YPLC080C16MP13C	CF/CM/CU48C	1.02	1.03	0.98

FURNACE MULTIPLIERS - 4 TON (Continued)

Furnaces	Coil	T.C.	S.C.	KW
YPLC080C16MP13C	CF/CM/CU48D	1.02	1.03	0.98
YPLC080C16MP13C	CF/CM/CU60C	1.03	1.05	0.97
YPLC080C16MP13C	CF/CM/CU60D	1.03	1.04	0.97
YPLC080C16MP13C	CF/CM64D	1.03	1.05	0.95
YPLC100C16MP13C	CF/CM/CU48C	1.02	1.03	0.98
YPLC100C16MP13C	CF/CM/CU48D	1.02	1.03	0.98
YPLC100C16MP13C	CF/CM/CU60C	1.03	1.05	0.97
YPLC100C16MP13C	CF/CM/CU60D	1.03	1.04	0.97
YPLC100C16MP13C	CF/CM64D	1.03	1.05	0.95
YPLC100C20MP13C	CF/CM/CU48C	1.03	1.04	0.97
YPLC100C20MP13C	CF/CM/CU48D	1.03	1.04	0.97
YPLC100C20MP13C	CF/CM/CU60C	1.03	1.03	0.97
YPLC100C20MP13C	CF/CM/CU60D	1.03	1.03	0.97
YPLC100C20MP13C	CF/CM64D	1.03	1.03	0.95
YPLC120C20MP13C	CF/CM/CU48C	1.03	1.04	0.97
YPLC120C20MP13C	CF/CM/CU48D	1.03	1.04	0.97
YPLC120C20MP13C	CF/CM/CU60C	1.03	1.03	0.97
YPLC120C20MP13C	CF/CM/CU60D	1.03	1.03	0.97
YPLC120C20MP13C	CF/CM64D	1.03	1.03	0.95

PERFORMANCE DATA - 5 TON

CONDENSER-ONLY DATA (OUTDOOR UNIT)																		
MODEL	SATURATED SUCTION @ COMPRESSOR		Outdoor Ambient Temperature															
			55 °F		65 °F		75 °F		85 °F		95 °F		105 °F		115 °F		125 °F	
	T (°F)	P (PSIG)	MBH	KW	MBH	KW	MBH	KW	MBH	KW	MBH	KW	MBH	KW	MBH	KW	MBH	KW
YFE60B21S	35	107	55.2	2.68	52.6	2.93	49.8	3.28	47.2	3.61	44.4	4.03	41.4	4.52	38.1	5.05	34.6	5.70
	40	118	58.3	2.73	57.6	3.00	54.7	3.31	51.2	3.65	48.9	4.07	45.6	4.55	42.1	5.08	38.4	5.72
	45	130	66.5	2.78	62.4	3.04	59.9	3.36	56.5	3.71	53.7	4.08	50.2	4.55	46.5	5.09	42.5	5.73
	50	142	72.8	2.82	69.4	3.09	64.5	3.41	61.8	3.77	58.8	4.11	55.1	4.58	51.1	5.12	46.9	5.72
	55	156	73.7	2.86	74.6	3.14	68.7	3.46	68.1	3.74	63.8	4.16	60.2	4.63	56.0	5.16	51.5	5.74

Notes:

- For Outdoor Unit (Condenser) performance only. Data does not include the effects of air handler power or heat.
- Performance based on 15°F subcooling and 15°F superheat at the Outdoor Unit base valves.
 - Increase capacity by 1% for each 2°F increase in subcooling.
 - Decrease capacity by 1% for each 2°F decrease in subcooling.
- Maximum recommended condensing temperature is 140°F.

COOLING PERFORMANCE DATA																	
AIR CONDITIONER MODEL NO.		YFE60B21S															
INDOOR COIL MODEL NO.		CF60CXA1															
AIR TEMP. ENTERING OUTDOOR UNIT (°F)	IDCFM	1530					1730					1930					
	ID DB (°F)	80	80	75	80	80	80	80	75	80	80	80	80	80	75	80	80
	ID WB (°F)	57	62	62	67	72	57	62	62	67	72	57	62	62	67	72	
55	T.C.	53.1	57.9	57.5	61.4	63.0	54.5	58.5	58.0	61.5	62.4	55.9	59.2	58.6	61.6	61.8	
	S.C.	53.1	46.3	39.9	38.6	29.7	54.5	48.2	41.3	39.6	30.1	55.9	50.1	42.7	40.6	30.6	
	KW	3.14	3.17	3.16	3.19	3.20	3.22	3.25	3.25	3.26	3.27	3.31	3.33	3.33	3.34	3.35	
65	T.C.	51.9	56.8	56.1	60.3	63.6	53.3	57.4	56.7	60.7	63.7	54.6	58.0	57.4	61.2	63.8	
	S.C.	51.9	46.4	39.6	38.7	30.2	53.3	48.4	41.2	40.1	31.0	54.6	50.3	42.9	41.4	31.7	
	KW	3.45	3.49	3.48	3.50	3.53	3.54	3.57	3.56	3.58	3.61	3.62	3.65	3.64	3.66	3.69	
75	T.C.	50.7	55.7	54.6	59.2	64.3	52.0	56.3	55.4	60.0	65.0	53.3	56.9	56.2	60.9	65.8	
	S.C.	50.5	46.6	39.3	38.7	30.8	51.8	48.6	41.2	40.5	31.8	53.1	50.5	43.1	42.3	32.8	
	KW	3.76	3.81	3.79	3.82	3.86	3.85	3.89	3.87	3.90	3.95	3.94	3.97	3.95	3.99	4.03	
85	T.C.	48.7	52.7	52.2	57.3	61.8	50.1	53.4	53.0	58.0	62.5	51.5	54.2	53.8	58.8	63.2	
	S.C.	48.5	45.1	38.2	38.0	29.8	49.9	47.3	40.3	39.8	30.9	51.2	49.6	42.3	41.5	32.0	
	KW	4.19	4.23	4.22	4.25	4.29	4.28	4.31	4.30	4.34	4.37	4.37	4.39	4.38	4.42	4.45	
95	T.C.	46.7	49.6	49.8	55.3	59.4	48.2	50.6	50.7	56.0	60.0	49.6	51.5	51.5	56.7	60.6	
	S.C.	46.5	43.6	37.1	37.2	28.9	47.9	46.1	39.4	39.0	30.0	49.3	48.6	41.6	40.8	31.2	
	KW	4.62	4.66	4.65	4.68	4.72	4.71	4.74	4.73	4.77	4.80	4.80	4.82	4.81	4.85	4.88	
105	T.C.	44.3	46.5	46.7	51.9	56.1	45.7	47.4	47.5	52.6	56.5	47.2	48.3	48.2	53.2	57.0	
	S.C.	44.2	41.7	35.6	35.9	27.9	45.5	44.1	37.8	37.6	28.9	46.9	46.5	39.9	39.3	30.0	
	KW	5.24	5.28	5.26	5.30	5.33	5.33	5.36	5.35	5.38	5.42	5.42	5.44	5.43	5.46	5.50	
115	T.C.	41.8	43.5	43.7	48.6	52.9	43.3	44.4	44.4	49.2	53.2	44.8	45.2	45.0	49.8	53.5	
	S.C.	41.8	39.9	34.2	34.5	26.9	43.3	42.2	36.2	36.2	27.8	44.6	44.4	38.3	37.9	28.8	
	KW	5.84	5.87	5.86	5.89	5.94	5.93	5.96	5.95	5.97	6.02	6.03	6.04	6.03	6.06	6.10	
125	T.C.	39.4	40.5	40.6	45.3	49.7	40.9	41.3	41.2	45.9	49.9	42.4	42.0	41.8	46.4	50.0	
	S.C.	39.4	38.1	32.7	33.2	25.9	40.9	40.2	34.7	34.8	26.7	42.3	42.0	36.6	36.4	27.6	
	KW	6.44	6.47	6.46	6.49	6.54	6.54	6.55	6.55	6.57	6.62	6.64	6.64	6.63	6.65	6.70	

NOTE: ALL CAPACITIES INCLUDE INDOOR FAN HEAT. KW VALUES ARE FOR THE SYSTEM (OUTDOOR + INDOOR).

Green shaded cells are ACCA (TVA) conditions.

Blue shaded cells are AHRI conditions.

Multipliers for determining the performance with other indoor sections.

NOTE: For dry bulb temperatures different than those listed (between 73-87 °F), sensible capacity increases by 1060 BTUH per 1000 CFM per degree above the listed temperature and decreases by 1060 BTUH per 1000 CFM per degree below the listed temperature.

COIL MULTIPLIERS - 5 TON

Air Handler	Coil	T.C.	S.C.	KW
-	CF/CM/CU60C	1.00	1.00	1.00
-	CF/CM/CU60D	1.00	1.00	1.00
-	CF/CM64D	1.03	1.04	1.03
AE60CX21	-	1.01	1.00	0.99
AE60DX21	-	1.04	1.05	1.01
AVC60DX21	-	1.03	1.03	0.98
ME16CN21	CF/CM60C	1.01	1.00	0.97
ME20DN21	CF/CM60D	1.01	1.00	0.97
ME20DN21	CF/CM64D	1.04	1.01	0.99
MVC16CN21	CF/CM60C	1.02	1.01	0.94
MVC20DN21	CF/CM60D	1.01	1.00	0.99
MVC20DN21	CF/CM64D	1.03	1.01	0.98

FURNACE MULTIPLIERS - 5 TON

Furnaces	Coil	T.C.	S.C.	KW
TM8V100C20MP12C	CF/CM/CU60C	1.01	1.03	0.97
TM8V100C20MP12C	CF/CM/CU60D	1.01	1.03	0.97
TM8V100C20MP12C	CF/CM64D	1.03	1.04	0.98
TM8V120C20MP12C	CF/CM/CU60C	1.01	1.03	0.97
TM8V120C20MP12C	CF/CM/CU60D	1.01	1.03	0.97
TM8V120C20MP12C	CF/CM64D	1.03	1.04	0.98
TM8X080C16MP11	CF/CM/CU60C	0.99	1.01	0.99
TM8X080C16MP11	CF/CM/CU60D	1.00	1.02	1.00
TM8X080C16MP11	CF/CM64D	1.02	1.03	0.98
TM8X100C16MP11	CF/CM/CU60C	0.99	1.01	0.99
TM8X100C16MP11	CF/CM/CU60D	1.00	1.02	1.00
TM8X100C16MP11	CF/CM64D	1.02	1.03	0.98
TM8X100C20MP11	CF/CM/CU60C	1.01	1.03	0.99
TM8X100C20MP11	CF/CM/CU60D	1.02	1.05	1.00
TM8X100C20MP11	CF/CM64D	1.03	1.04	0.98
TM8X120C20MP11	CF/CM/CU60C	1.01	1.03	0.99
TM8X120C20MP11	CF/CM/CU60D	1.02	1.05	1.00
TM8X120C20MP11	CF/CM64D	1.03	1.04	0.98
TM8Y080C16MP11	CF/CM/CU60C	0.99	1.01	0.99
TM8Y080C16MP11	CF/CM/CU60D	1.00	1.02	1.00
TM8Y080C16MP11	CF/CM64D	1.02	1.03	0.98
TM8Y100C16MP11	CF/CM/CU60C	0.99	1.01	0.99
TM8Y100C16MP11	CF/CM/CU60D	1.00	1.02	1.00
TM8Y100C16MP11	CF/CM64D	1.02	1.03	0.98
TM8Y100C20MP11	CF/CM/CU60C	1.01	1.03	0.99
TM8Y100C20MP11	CF/CM/CU60D	1.02	1.05	1.00
TM8Y100C20MP11	CF/CM64D	1.03	1.04	0.98
TM8Y120C20MP11	CF/CM/CU60C	1.01	1.03	0.99
TM8Y120C20MP11	CF/CM/CU60D	1.02	1.05	1.00
TM8Y120C20MP11	CF/CM64D	1.03	1.04	0.98
TM9E100C20MP11	CF/CM/CU60C	0.99	1.01	0.99
TM9E100C20MP11	CF/CM/CU60D	1.01	1.03	0.99
TM9E100C20MP11	CF/CM64D	1.02	1.03	0.98
TM9E120D20MP11	CF/CM/CU60D	1.01	1.04	0.99
TM9E120D20MP11	CF/CM64D	1.03	1.05	0.98
TM9V100C16MP12C	CF/CM/CU60C	1.01	1.04	1.01
TM9V100C16MP12C	CF/CM/CU60D	1.01	1.04	0.97
TM9V100C16MP12C	CF/CM64D	1.03	1.06	1.01

FURNACE MULTIPLIERS - 5 TON

Furnaces	Coil	T.C.	S.C.	KW
TM9V100C20MP12C	CF/CM/CU60C	1.01	1.04	1.01
TM9V100C20MP12C	CF/CM64D	1.03	1.06	1.03
TM9V120D20MP12C	CF/CM/CU60D	1.01	1.04	0.97
TM9V120D20MP12C	CF/CM64D	1.03	1.05	0.98
TM9Y100C20MP11	CF/CM/CU60C	0.99	1.01	0.99
TM9Y100C20MP11	CF/CM/CU60D	1.01	1.03	0.99
TM9Y100C20MP11	CF/CM64D	1.02	1.03	0.98
TM9Y120D20MP11	CF/CM/CU60D	1.01	1.04	0.99
TM9Y120D20MP11	CF/CM64D	1.03	1.05	0.98
TMLV100C20MP12C	CF/CM/CU60C	1.01	1.03	0.97
TMLV100C20MP12C	CF/CM/CU60D	1.01	1.03	0.97
TMLV100C20MP12C	CF/CM64D	1.03	1.04	0.98
TMLV120C20MP12C	CF/CM/CU60C	1.01	1.03	0.97
TMLV120C20MP12C	CF/CM/CU60D	1.01	1.03	0.97
TMLV120C20MP12C	CF/CM64D	1.03	1.04	0.98
TMLX080C16MP11	CF/CM/CU60C	0.99	1.01	0.99
TMLX080C16MP11	CF/CM/CU60D	1.00	1.02	1.00
TMLX080C16MP11	CF/CM64D	1.02	1.03	0.98
TMLX100C16MP11	CF/CM/CU60C	0.99	1.01	0.99
TMLX100C16MP11	CF/CM/CU60D	1.00	1.02	1.00
TMLX100C16MP11	CF/CM64D	1.02	1.03	0.98
TMLX100C20MP11	CF/CM/CU60C	1.01	1.03	0.99
TMLX100C20MP11	CF/CM/CU60D	1.02	1.05	1.00
TMLX100C20MP11	CF/CM64D	1.03	1.04	0.98
TMLX120C20MP11	CF/CM/CU60C	1.01	1.03	0.99
TMLX120C20MP11	CF/CM/CU60D	1.02	1.05	1.00
TMLX120C20MP11	CF/CM64D	1.03	1.04	0.98
TP9C100C16MP13C	CF/CM/CU60C	1.01	1.04	1.01
TP9C100C16MP13C	CF/CM/CU60D	1.01	1.04	0.97
TP9C100C16MP13C	CF/CM64D	1.03	1.06	1.01
TP9C100C20MP13C	CF/CM/CU60C	1.01	1.04	1.01
TP9C100C20MP13C	CF/CM64D	1.03	1.06	1.03
TP9C120D20MP13C	CF/CM/CU60D	1.01	1.04	0.97
TP9C120D20MP13C	CF/CM64D	1.03	1.05	0.98
TPLC100C20MP13C	CF/CM/CU60C	1.01	1.03	0.97
TPLC100C20MP13C	CF/CM/CU60D	1.01	1.03	0.97
TPLC100C20MP13C	CF/CM64D	1.03	1.04	0.98
TPLC120C20MP13C	CF/CM/CU60C	1.01	1.03	0.97
TPLC120C20MP13C	CF/CM/CU60D	1.01	1.03	0.97
TPLC120C20MP13C	CF/CM64D	1.03	1.04	0.98
YP9C100C16MP13C	CF/CM/CU60C	1.01	1.04	1.01
YP9C100C16MP13C	CF/CM/CU60D	1.01	1.04	0.97
YP9C100C16MP13C	CF/CM64D	1.03	1.06	1.01
YP9C100C20MP13C	CF/CM/CU60C	1.01	1.04	1.01
YP9C100C20MP13C	CF/CM64D	1.03	1.06	1.03
YP9C120D20MP13C	CF/CM/CU60D	1.01	1.04	0.97
YP9C120D20MP13C	CF/CM64D	1.03	1.05	0.98
YPLC100C20MP13C	CF/CM/CU60C	1.01	1.03	0.97
YPLC100C20MP13C	CF/CM/CU60D	1.01	1.03	0.97
YPLC100C20MP13C	CF/CM64D	1.03	1.04	0.98
YPLC120C20MP13C	CF/CM/CU60C	1.01	1.03	0.97
YPLC120C20MP13C	CF/CM/CU60D	1.01	1.03	0.97
YPLC120C20MP13C	CF/CM64D	1.03	1.04	0.98

Subject to change without notice. Published in U.S.A.
 Copyright © 2019 by Johnson Controls. All rights reserved.

5495499-YTG-B-0219
 Supersedes: 5495499-YTG-A-0418

York International Corp.
 5005 York Drive
 Norman, OK 73069